



APPLIANCES  
SOCH KE BANAYA HAI

# E-CATALOGUE

## SUMMER RANGE 2020



In the view of Godrej policy of continuous development; features, specifications and colours are subject to change without prior notice. Images are representative only. Colours depicted on screen are close to actual but may vary slightly.



## CONTENT

*Click to Explore*

### Refrigerators

Frost Free (Double door)  
Direct Cool (Single door)

### Air Conditioners

Split AC  
Window AC

### Microwave Ovens

Convection (heating, grilling & baking)  
Grill (heating & grilling)  
Solo (heating)

### Washing Machines

Fully Automatic Front Load  
Fully Automatic Top Load  
Semi Automatic

### Chest Freezers

Hard Top  
Glass Top

### Qube

### Air Coolers

Inverter Series  
Electronic Series  
Mechanical Series

# NXW AURA (INVERTER SERIES)




1 YEAR  
REPLACEMENT  
GUARANTEE




MODEL CODE : RB NXW AURA 445 MDI 3.4

CAPACITY : 430 LITRES



**BOTTOM MOUNTED  
FREEZER**



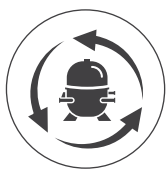
**2.75 INCHES  
THICKEST INSULATION**



**SPECIAL FRUIT  
TRAY**



**TOUGHENED  
GLASS DOOR**



**INTELLIGENT  
INVERTER COMPRESSOR**



**TURBO  
CHILL MODE**



**DIGITAL  
CONTROL PANEL**



**RUNS ON  
HOME INVERTER**



**10  
YEAR  
COMPRESSOR  
WARRANTY**

**BACK  
TO TOP**

## NXW AURA (INVERTER SERIES)



**ONYX BLACK**



**RUBY WINE**

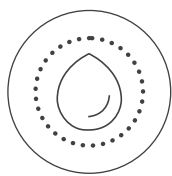
Model Code	RB NXW AURA 445 MDI 3.4
Gross Capacity (litres)	430
Star Rating (2019 norms)	3 Star
Compressor Type	Inverter
Net Weight (Kg)	102.5
Net Dimensions (H x W x D) cm	185.6 x 68.5 x 76.2
Comprehensive Warranty	1 Year

# EON VESTA (INVERTER SERIES)



**MODEL CODES :** RT EON VESTA 595 MDI 3.4  
RT EON VESTA 485 MDI 3.4


**CAPACITY : 580 LITRES | 470 LITRES**



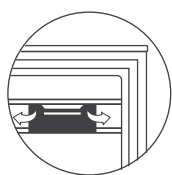
**NUTRIFRESH INVERTER  
TECHNOLOGY**



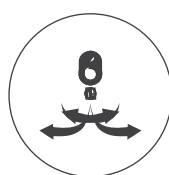
**FRESH SHIELD  
CRISPER TECHNOLOGY**



**RUNS ON  
HOME INVERTER**



**FLEXI STORE**



**360 ° UNIFORM  
COOLING**



**DOOR CONTROLS  
DISPLAY**



**100% ENVIRONMENT  
FRIENDLY**



**LED  
FREEZER  
LIGHTING**



**10  
YEAR  
COMPRESSOR  
WARRANTY**

## EON VESTA (INVERTER SERIES)



### PLATINUM STEEL

Model Code	RT EON VESTA 485 MDI 3.4	RT EON VESTA 595 MDI 3.4
Gross Capacity (litres)	470	580
Star Rating (2019 norms)	3 Star	3 Star
Compressor Type	Inverter	Inverter
Net Weight (Kg)	74.6	83.5
Net Dimensions (H x W x D) cm	172.5 x 69.9 x 73	182.5 x 79.6 x 72.7
Comprehensive Warranty	1 Year	1 Year









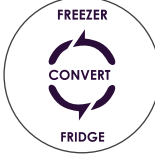







# EON VIBE CONVERTIBLE (INVERTER SERIES)



**MODEL CODES :** RT EONVIBE 366B 25 HCIT  
RT EONVIBE 346B 25 HCIT

**CAPACITY : 350 LITRES | 331 LITRES**

## 4 MODES IN 1

REGULAR MODE	EFFICIENCY MODE	HEALTH MODE	HOLIDAY MODE
 FREEZER	 FRIDGE	 FRIDGE	 FREEZER
 FRIDGE	 OFF	 FRIDGE	 OFF
 <b>FRIDGE FREEZER CONVERT</b>	 <b>PATENTED COOL SHOWER TECHNOLOGY</b>	 <b>FASTER PULL DOWN TIME</b>	
 <b>INTELLIGENT OPERATIONS</b>	 <b>INTELLIGENT INVERTER COMPRESSOR</b>	 <b>2.75 inches THICKEST INSULATION</b>	
 <b>BEST-IN-CLASS STORAGE SPACE</b> <b>I Jumbo Vegetable Tray - Largest vegetable storage space in its segment.</b>		 <b>QUICK ACCESS TRAY</b>	

## EON VIBE CONVERTIBLE (INVERTER SERIES)



### STEEL RUSH

Model Code	RT EONVIBE 346B 25 HCIT	RT EONVIBE 366B 25 HCIT
Gross Capacity (litres)	331	350
Star Rating (2020 norms)	2 Star	2 Star
Compressor Type	Inverter	Inverter
Net Weight (Kg)	68	78
Net Dimensions (H x W x D) cm	167.5 X 65.2 X 67.6	175.5 X 65.2 X 67.6
Comprehensive Warranty	1 Year	1 Year



**EON VIBE (300L+ FIXED SPEED SERIES)**



**MODEL CODES :** RT EONVIBE 366B 25 HCF | RT EONVIBE 346B 25 HCF  
RT EONVIBE 326B 25 HCF


**CAPACITY : 350 LITRES | 331 LITRES | 311 LITRES**



**INTELLIGENT OPERATIONS**



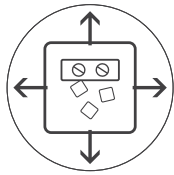
**FASTER PULL DOWN TIME**



**PATENTED COOL SHOWER TECHNOLOGY**



**THICKEST INSULATION**



**MOVABLE ICE MAKER**



**QUICK ACCESS TRAY**



**BEST-IN-CLASS STORAGE SPACE**

**I Jumbo Vegetable Tray - Largest vegetable storage space in its segment.**



**COMPRESSOR WARRANTY**

# EON VIBE (300L+ FIXED SPEED SERIES)



**SILVER MEADOW**



**STEEL RUSH**

Model Code	RT EONVIBE 326B 25 HCF	RT EONVIBE 346B 25 HCF	RT EONVIBE 366B 25 HCF
Gross Capacity (litres)	311	331	350
Star Rating (2020 norms)	2 Star	2 Star	2 Star
Compressor Type	Reciprocating	Reciprocating	Reciprocating
Net Weight (Kg)	62	68	78
Net Dimensions (H x W x D) cm	161 x 65.2 x 67.6	167.5 X 65.2 X 67.6	175.5 X 65.2 X 67.6
Comprehensive Warranty	1 Year	1 Year	1 Year

# EON VIBE (INVERTER SERIES)



**MODEL CODES :** RT EONVIBE 276C 35 HCI  
RT EONVIBE 256C 35 HCI


**CAPACITY : 261 LITRES | 241 LITRES**



**INTELLIGENT  
INVERTER  
COMPRESSOR\***



**INTELLIGENT  
OPERATIONS**



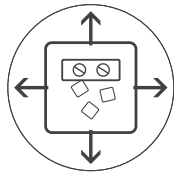
**360°  
COOLING**

**PATENTED  
COOL SHOWER  
TECHNOLOGY**



**2.75  
inches**

**THICKEST  
INSULATION**



**MOVABLE  
ICE MAKER**



**QUICK ACCESS  
TRAY**



**BEST-IN-CLASS STORAGE SPACE**

**I Jumbo Vegetable Tray - Largest  
vegetable storage space in its segment.**



**10  
YEAR**

**COMPRESSOR  
WARRANTY**

## EON VIBE (INVERTER SERIES)



**SILKY WINE**



**SILKY PURPLE**



**STEEL RUSH**

Model Code	RT EONVIBE 256C 35 HCI	RT EONVIBE 276C 35 HCI
Gross Capacity (litres)	241	261
Star Rating (2020 norms)	3 Star	3 Star
Compressor Type	Inverter	Inverter
Net Weight (Kg)	53	57
Net Dimensions (H x W x D) cm	147 x 60.5 x 66.5	155.5 x 60.5 x 66.5
Comprehensive Warranty	1 Year	1 Year

# EON VIBE (FIXED SPEED SERIES)



MODEL CODES : RT EONVIBE 306B 25 HCF | RT EONVIBE 276B 25 HCF  
RT EONVIBE 256B 25 HCF


CAPACITY : 290 LITRES | 261 LITRES | 241 LITRES



**FASTER PULL  
DOWN TIME**



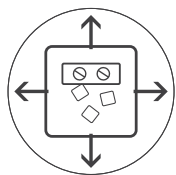
**INTELLIGENT  
OPERATIONS**



**PATENTED  
COOL SHOWER  
TECHNOLOGY**



**2.75  
inches  
THICKEST  
INSULATION**



**MOVABLE  
ICE MAKER**



**QUICK ACCESS  
TRAY**



**BEST-IN-CLASS STORAGE SPACE**

**I Jumbo Vegetable Tray - Largest  
vegetable storage space in its segment.**



**10  
YEAR  
COMPRESSOR  
WARRANTY**

# EON VIBE (FIXED SPEED SERIES)



**SILKY WINE**



**SILKY PURPLE**

Model Code	RT EONVIBE 256B 25 HCF	RT EONVIBE 276B 25 HCF	RT EONVIBE 306B 25 HCF
Gross Capacity (litres)	241	261	290
Star Rating (2020 norms)	2 Star	2 Star	2 Star
Compressor Type	Reciprocating	Reciprocating	Reciprocating
Net Weight (Kg)	57	61	67
Net Dimensions (H x W x D) cm	147 x 60.5 x 66.5	155.5 x 60.5 x 66.5	175.5 X 65.2 X 67.6
Comprehensive Warranty	1 Year	1 Year	1 Year



**MODEL CODES :** RT EONVALOR 276C 35 RCI  
RT EONVALOR 256C 35 RCI


**CAPACITY : 261 LITRES | 241 LITRES**



**INTELLIGENT  
INVERTER  
COMPRESSOR\***



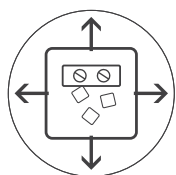
**INTELLIGENT  
OPERATIONS**



**PATENTED  
COOL SHOWER  
TECHNOLOGY**



**2.75  
inches THICKEST  
INSULATION**



**MOVABLE  
ICE MAKER**



**QUICK ACCESS  
TRAY**



**BEST-IN-CLASS STORAGE SPACE**

**I Jumbo Vegetable Tray - Largest vegetable storage space in its segment.**



**10  
YEAR COMPRESSOR  
WARRANTY**

## EON VALOR (INVERTER SERIES)



**COSMIC BLUE**



**COSMIC BLUE**

Model Code	RT EONVALOR 256C 35 RCI	RT EONVALOR 276C 35 RCI
Gross Capacity (litres)	241	261
Star Rating (2020 norms)	3 Star	3 Star
Compressor Type	Inverter	Inverter
Net Weight (Kg)	53	57
Net Dimensions (H x W x D) cm	147 x 60.5 x 66.5	155.5 x 60.5 x 66.5
Comprehensive Warranty	1 Year	1 Year



# EON VALOR (FIXED SPEED SERIES)



MODEL CODES : RT EONVALOR 306B 25 RCF | RT EONVALOR 276B 25 RCF  
RT EONVALOR 256B 25 RCF


CAPACITY : 290 LITRES | 261 LITRES | 241 LITRES



**FASTER PULL  
DOWN TIME**



**INTELLIGENT  
OPERATIONS**

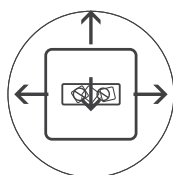


**360°  
COOLING**  
**PATENTED  
COOL SHOWER  
TECHNOLOGY**



**2.75  
inches**

**THICKEST  
INSULATION**



**MOVABLE  
ICE MAKER**



**QUICK ACCESS  
TRAY**



**BEST-IN-CLASS STORAGE SPACE**

**I Jumbo Vegetable Tray - Largest  
vegetable storage space in its segment.**



**10  
YEAR**

**COMPRESSOR  
WARRANTY**

# EON VALOR (FIXED SPEED SERIES)



**COSMIC BLUE**



**COSMIC BLUE**

Model Code	RT EONVALOR 256B 25 RCF	RT EONVALOR 276B 25 RCF	RT EONVALOR 306B 25 RCF
Gross Capacity (litres)	241	261	290
Star Rating (2020 norms)	2 Star	2 Star	2 Star
Compressor Type	Reciprocating	Reciprocating	Reciprocating
Net Weight (Kg)	57	61	67
Net Dimensions (H x W x D) cm	147 x 60.5 x 66.5	155.5 x 60.5 x 66.5	168 x 60.5 x 66.5
Comprehensive Warranty	1 Year	1 Year	1 Year

# EON ASTRA (INVERTER SERIES)

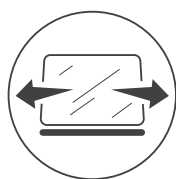


MODEL CODES : RT EONASTRA 305B 25 HI | RT EONASTRA 285B 25 HI

CAPACITY : 292 LITRES | 270 LITRES



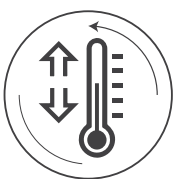
**GREEN INVERTER TECHNOLOGY**




**WIDEST SHELF SPACE**



**24-HOUR FRESHNESS**



**3 TEMPERATURE CONTROLS\***



**ANTI-B TECHNOLOGY**



**THICKEST INSULATION**



**2.25 L AQUA SPACE**



**100% ENVIRONMENT FRIENDLY**



**COMPRESSOR WARRANTY**

## EON ASTRA (INVERTER SERIES)



**STEEL RUSH**



**PRISM BLUE**



**PRISM WINE**

Model Code	RT EONASTRA 285B 25 HI	RT EONASTRA 305B 25 HI
Gross Capacity (litres)	270	290
Star Rating (2020 norms)	2 Star	2 Star
Compressor Type	Inverter	Inverter
Net Weight (Kg)	52	58
Net Dimensions (H x W x D) cm	161.6 x 60.0 x 69.6	171.2 x 60.0 x 69.6
Comprehensive Warranty	1 Year	1 Year

**EON (300L+ FIXED SPEED SERIES)**



**MODEL CODES : RT EON 343 SG 2.4**

**CAPACITY : 343 LITRES**



**PATENTED  
COOL SHOWER  
TECHNOLOGY**



**DESIGNER  
TOUGHENED  
GLASS DOOR**



**SPECIAL FRUIT  
TRAY**



**WIDEST  
SHELF SPACE**



**ANTI-B  
TECHNOLOGY**



**2  
INCHES  
THICKEST  
INSULATION**



**24-HOUR  
FRESHNESS**



**100%  
ENVIRONMENT  
FRIENDLY**



**10  
YEAR  
COMPRESSOR  
WARRANTY**



**EBONY**

<b>Model Code</b>	<b>RT EON 343 SG 2.4</b>
Gross Capacity (litres)	343
Star Rating (2019 norms)	2 Star
Compressor Type	Reciprocating
Net Weight (Kg)	63.3
Net Dimensions (H x W x D) cm	175.2 x 59.7 x 78.5
Comprehensive Warranty	1 Year

# EON (260L INVERTER SERIES)

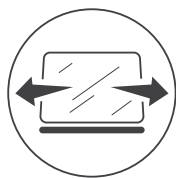


**MODEL CODES : RT EON 275B 25 HI**

**CAPACITY : 260 LITRES**



**GREEN INVERTER TECHNOLOGY**




**WIDEST SHELF SPACE**



**24-HOUR FRESHNESS**



**RUNS ON HOME INVERTER**



**ANTI-B TECHNOLOGY**



**THICKEST INSULATION**



**2.25 L AQUA SPACE**



**100% ENVIRONMENT FRIENDLY**



**COMPRESSOR WARRANTY**

## EON (260L INVERTER SERIES)



**MAGIC BLUE**



**GALAXY WINE**



**SILVER STROKES**



**STEEL RUSH**

<b>Model Code</b>	<b>RT EON 275B 25 HI</b>
Gross Capacity (litres)	260
Star Rating (2020 norms)	2 Star
Compressor Type	Inverter
Net Weight (Kg)	47
Net Dimensions (H x W x D) cm	151.8 X 59.7 X 70.6
Comprehensive Warranty	1 Year



# EON (240L INVERTER SERIES)

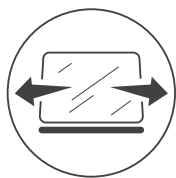


**MODEL CODES : RT EON 255B 25 HI**

**CAPACITY : 240 LITRES**



**GREEN INVERTER TECHNOLOGY**




**WIDEST SHELF SPACE**



**24-HOUR FRESHNESS**



**RUNS ON HOME INVERTER**



**ANTI-B TECHNOLOGY**



**THICKEST INSULATION**



**2.25 L AQUA SPACE**



**100% ENVIRONMENT FRIENDLY**



**COMPRESSOR WARRANTY**

## EON (240L INVERTER SERIES)



**MAGIC WINE**

**GALAXY WINE**

**SILVER STROKES**

**STEEL RUSH**

<b>Model Code</b>	<b>RT EON 255B 25 HI</b>
Gross Capacity (litres)	240
Star Rating (2020 norms)	2 Star
Compressor Type	Inverter
Net Weight (Kg)	45.6
Net Dimensions (H x W x D) cm	143.7 x 59.7 x 70.6
Comprehensive Warranty	1 Year

**EON (231L INVERTER SERIES)**

*Godrej*



**MODEL CODES : RT EON 245B 25 HI**

**CAPACITY : 231 LITRES**



**GREEN INVERTER  
TECHNOLOGY**



**WIDEST  
SHELF SPACE**



**24-HOUR  
FRESHNESS**



**RUNS ON  
HOME INVERTER**



**ANTI-B  
TECHNOLOGY**



**2  
INCHES** THICKEST  
INSULATION



**2.25 L  
AQUA SPACE**



**100%  
ENVIRONMENT  
FRIENDLY**



**10  
YEAR** COMPRESSOR  
WARRANTY

## EON (231L INVERTER SERIES)



**BERRY BLOOM**



**SILVER STROKES**



**PRISM WINE**

Model Code	RT EON 245B 25 HI
Gross Capacity (litres)	231
Star Rating (2020 norms)	2 Star
Compressor Type	Inverter
Net Weight (Kg)	43.2
Net Dimensions (H x W x D) cm	143.7 x 59.7 x 68.5
Comprehensive Warranty	1 Year

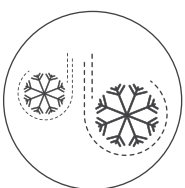
INDIA'S FIRST SINGLE DOOR REFRIGERATOR WITH  
A SEPERATE VEGGIE DRAWER



SEPERATE  
VEGGIE  
DRAWER

MODEL CODE : RD EDGEDUO 270C 33 TDI | RD EDGEDUO 240C 33 TDI  
RD EDGEDUO 220C 33 TDI

CAPACITY : 255 LITRES | 225 LITRES | 205 LITRES



DUOFLOW™  
TECHNOLOGY



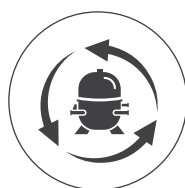
50% LOWER COOLING  
LOSS\*



LARGEST  
STORAGE SPACE



2.25 L  
AQUA SPACE




INVERTER  
COMPRESSOR



RUNS ON  
HOME INVERTER



100%  
ENVIRONMENT  
FRIENDLY



BRIGHTEST  
LED



10  
YEAR  
COMPRESSOR  
WARRANTY

## EDGE DUO (INVERTER SERIES)



**PRISM BLUE**



**PRISM WINE**

Model Code	RD EDGEDUO 220C 33 TDI	RD EDGEDUO 240C 33 TDI	RD EDGEDUO 270C 33 TDI
Gross Capacity (litres)	205	225	255
Star Rating (2020 norms)	3 Star	3 Star	3 Star
Compressor Type	Inverter	Inverter	Inverter
Net Weight (Kg)	42.5	45.4	48.9
Net Dimensions (H x W x D) cm	135.7 X 59.2 X 66.2	145.7 X 59.2 X 66.2	160.7 X 59.2 X 66.2
Comprehensive Warranty	1 Year	1 Year	1 Year

**EDGE PRO (5 STAR INVERTER SERIES WITH APRON)**



**NATIONAL ENERGY CONSERVATION AWARD WINNER 2017, 18 AND 19**

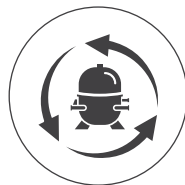


**MODEL CODE : RD EDGEPRO 205E 53 TAI**

**CAPACITY : 190 LITRES**



**5 STAR PERFORMANCE\***



**INVERTER COMPRESSOR**



**20L LARGEST VEGETABLE STORAGE**



**RUNS ON HOME INVERTER**



**100% ENVIRONMENT FRIENDLY**



**24-HOUR FRESHNESS**



**2.25 L AQUA SPACE**



**LARGEST SHELF SPACE**



**10 YEAR COMPRESSOR WARRANTY**

**EDGE PRO (5 STAR INVERTER SERIES WITH APRON)**



**AQUA WINE**



**AQUA BLUE**



**JEWEL WINE**



**JEWEL BLUE**

Model Code	RD EDGEPRO 205E 53 TAI
Gross Capacity (litres)	190
Star Rating (2020 norms)	5 Star
Compressor Type	Inverter
Net Weight (Kg)	35.9
Net Dimensions (H x W x D) cm	124.7 x 57.7 x 66.7
Comprehensive Warranty	1 Year



**EDGE PRO (INVERTER SERIES  
WITH DRY STORAGE)**

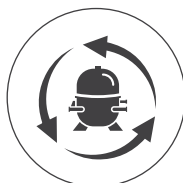


**MODEL CODE : RD EDGEPRO 225D 43 TDI | RD EDGEPRO 205D 43 TDI**

**CAPACITY : 210 LITRES | 190 LITRES**



**DRY  
STORAGE**



**INVERTER  
COMPRESSOR**



**20L LARGEST  
VEGETABLE STORAGE**



**RUNS ON  
HOME INVERTER**



**100%  
ENVIRONMENT  
FRIENDLY**



**24-HOUR  
FRESHNESS**



**2.25 L  
AQUA SPACE**



**LARGEST  
SHELF SPACE**



**10  
YEAR  
COMPRESSOR  
WARRANTY**

**EDGE PRO (INVERTER SERIES  
WITH DRY STORAGE)**



**AQUA WINE**



**RAY WINE**



**RAY PURPLE**

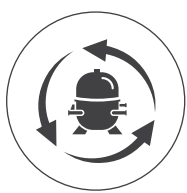
Model Code	RD EDGEPRO 205D 43 TDI	RD EDGEPRO 225D 43 TDI
Gross Capacity (litres)	190	210
Star Rating (2020 norms)	4 Star	4 Star
Compressor Type	Inverter	Inverter
Net Weight (Kg)	37.7	40.1
Net Dimensions (H x W x D) cm	124.7 x 57.7 x 66.7	134.1 X 57.7 X 66.7
Comprehensive Warranty	1 Year	1 Year

**EDGE PRO (INVERTER  
SERIES WITH APRON)**

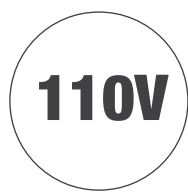


**MODEL CODE : RD EDGEPRO 255C 33 TAI | RD EDGEPRO 225D 43 TAI  
RD EDGEPRO 205D 43 TAI**

**CAPACITY : 225 LITRES | 210 LITRES | 190 LITRES**



**INVERTER  
COMPRESSOR**



**110V**

**LOW STARTING  
VOLTAGE**



**20L LARGEST  
VEGETABLE STORAGE**



**RUNS ON  
HOME INVERTER**



**100%  
ENVIRONMENT  
FRIENDLY**



**24-HOUR  
FRESHNESS**



**2.25 L  
AQUA SPACE**



**⟨MORE⟩**

**LARGEST  
SHELF SPACE**



**10  
YEAR**

**COMPRESSOR  
WARRANTY**

**EDGE PRO (INVERTER SERIES WITH APRON)**



**JEWEL WINE**



**JEWEL BLUE**



**AQUA WINE**



**AQUA BLUE**



**RAY WINE**



**RAY PURPLE**



**PEARL WINE**



**PEARL BLACK**

Model Code	RD EDGEPRO 205D 43 TAI	RD EDGEPRO 225D 43 TAI	RD EDGEPRO 255C 33 TAI
Gross Capacity (litres)	190	210	240
Star Rating (2020 norms)	4 Star	4 Star	3 Star
Compressor Type	Inverter	Inverter	Inverter
Net Weight (Kg)	35.6	40.1	40.8
Net Dimensions (H x W x D) cm	124.7 x 57.7 x 66.7	134.1 X 57.7 X 66.7	148.2 X 57.7 X 66.7
Comprehensive Warranty	1 Year	1 Year	1 Year

**EDGE PRO (FIXED SPEED  
SERIES WITH DRY STORAGE)**



**MODEL CODE : RD EDGEPRO 205C 33 TDF**

**CAPACITY : 190 LITRES**



**DRY  
STORAGE**



**LARGEST  
SHELF SPACE**



**20L LARGEST  
VEGETABLE STORAGE**



**2.25 L  
AQUA SPACE**



**100%  
ENVIRONMENT  
FRIENDLY**



**24-HOUR  
FRESHNESS**



**LOW STARTING  
VOLTAGE**



**COMPRESSOR  
WARRANTY**

**EDGE PRO (FIXED SPEED  
SERIES WITH DRY STORAGE)**

*Godrej*



**RITZ WINE**



**RITZ BLUE**

<b>Model Code</b>	<b>RD EDGEPRO 205C 33 TDF</b>
Gross Capacity (litres)	190
Star Rating (2020 norms)	3 Star
Compressor Type	Reciprocating
Net Weight (Kg)	39.3
Net Dimensions (H x W x D) cm	124.7 x 57.7 x 66.7
Comprehensive Warranty	1 Year

**EDGE PRO (FIXED SPEED SERIES WITH APRON)**



**MODEL CODE : RD EDGEPRO 225C 33 TAF | RD EDGEPRO 205C 33 TAF**

**CAPACITY : 210 LITRES | 190 LITRES**



**LARGEST SHELF SPACE**



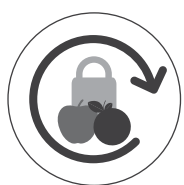
**2.25 L AQUA SPACE**




**20L LARGEST VEGETABLE STORAGE**



**100% ENVIRONMENT FRIENDLY**



**24-HOUR FRESHNESS**



**LOW STARTING VOLTAGE**



**COMPRESSOR WARRANTY**

**EDGE PRO (FIXED SPEED SERIES WITH APRON)**



**RITZ WINE**



**RITZ BLUE**



**ZEN WINE**



**ZEN BLUE**



**SHINY STEEL**

Model Code	RD EDGEPRO 205C 33 TAF	RD EDGEPRO 225C 33 TAF
Gross Capacity (litres)	190	210
Star Rating (2020 norms)	3 Star	3 Star
Compressor Type	Reciprocating	Reciprocating
Net Weight (Kg)	35.9	38.4
Net Dimensions (H x W x D) cm	124.7 x 57.7 x 66.7	134.2 X 57.7 X 66.7
Comprehensive Warranty	1 Year	1 Year

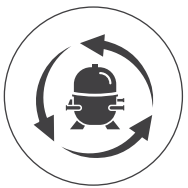


**EDGE SX  
(INVERTER SERIES)**




**MODEL CODE : RD EDGESX 266C 33 TAI | RD EDGESX 236C 33 TAI**

**CAPACITY : 251 LITRES | 221 LITRES**



**INVERTER  
COMPRESSOR**



**110V**

**LOW STARTING  
VOLTAGE**



**20L LARGEST  
VEGETABLE STORAGE**



**RUNS ON  
HOME INVERTER**



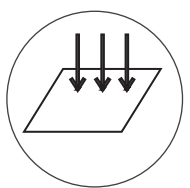
**100%  
ENVIRONMENT  
FRIENDLY**



**2.25 L  
AQUA SPACE**



**SILENT  
OPERATION**



**TOUGHENED  
GLASS SHELVES**



**10  
YEAR**

**COMPRESSOR  
WARRANTY**

**EDGE SX  
(INVERTER SERIES)**



**GLASS WINE**

**GLASS BLUE**

**PEARL WINE**

**PEARL PURPLE**

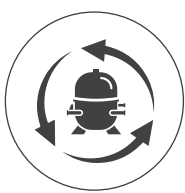
Model Code	RD EDGESX 236C 33 TAI	RD EDGESX 266C 33 TAI
Gross Capacity (litres)	221	251
Star Rating (2020 norms)	3 Star	3 Star
Compressor Type	Inverter	Inverter
Net Weight (Kg)	35.2	39.6
Net Dimensions (H x W x D) cm	136.5 X 57.6 X 65.0	150.5 X 57.6 X 65.0
Comprehensive Warranty	1 Year	1 Year

# EDGE (INVERTER SERIES)




MODEL CODE : RD EDGE 215C 33 TAI | RD EDGE 205C 33 TDI  
RD EDGE 205C 33 TAI

CAPACITY : 200 LITRES | 190 LITRES



**INVERTER  
COMPRESSOR**



**110V LOW STARTING  
VOLTAGE**



**20L LARGEST  
VEGETABLE STORAGE**



**RUNS ON  
HOME INVERTER**



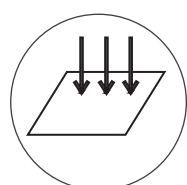
**100%  
ENVIRONMENT  
FRIENDLY**



**2.25 L  
AQUA SPACE**



**SILENT  
OPERATION**



**TOUGHENED  
GLASS SHELVES**



**10  
YEAR  
COMPRESSOR  
WARRANTY**

## EDGE (INVERTER SERIES)



**GLASS WINE**



**GLASS BLUE**



**PEARL WINE**



**PEARL PURPLE**



**PEP WINE**



**PEP BLUE**

Model Code	RD EDGE 205C 33 TAI	RD EDGE 205C 33 TDI	RD EDGE 215C 33 TAI
Gross Capacity (litres)	190	190	200
Star Rating (2020 norms)	3 Star	3 Star	3 Star
Compressor Type	Inverter	Inverter	Inverter
Net Weight (Kg)	31.7	33.3	33.1
Net Dimensions (H x W x D) cm	118.4 x 57.6 x 62.3	118.4 x 57.6 x 62.3	125 x 57.6 x 64.5
Comprehensive Warranty	1 Year	1 Year	1 Year

**EDGE (FIXED SPEED SERIES)**




**MODEL CODE : RD EDGE 215B 23 TAF | RD EDGE 205B 23 TRF  
RD EDGE 205B 23 THF | RD EDGE 205B 23 TDF  
RD EDGE 205B 23 TAF**

**CAPACITY : 200 LITRES | 190 LITRES**




**LOW STARTING  
VOLTAGE**



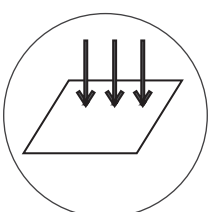
**20L LARGEST  
VEGETABLE STORAGE**



**100%  
ENVIRONMENT  
FRIENDLY**



**2.25 L  
AQUA SPACE**



**TOUGHENED  
GLASS SHELVES**



**COMPRESSOR  
WARRANTY**

# EDGE (FIXED SPEED SERIES)



**STEEL WINE**



**PEP WINE**



**PEP BLUE**



**FLOWER-IN-  
FLOWER WINE**



**FLOWER-IN-  
FLOWER PURPLE**



**NOBLE WINE**



**NOBLE PURPLE**

Model Code	RD EDGE 205B 23 TAF	RD EDGE 205B 23 TDF	RD EDGE 205B 23 THF	RD EDGE 205B 23 TRF	RD EDGE 215B 23 TAF
Gross Capacity (litres)	190	190	190	190	200
Star Rating (2020 norms)	2 Star	2 Star	2 Star	2 Star	2 Star
Compressor Type	Reciprocating	Reciprocating	Reciprocating	Reciprocating	Reciprocating
Net Weight (Kg)	33.6	35	35	32.9	37.2
Net Dimensions(H x W x D)cm	118.4 x 57.6 x 62.3	118.4 x 57.6 x 62.3	118.4 x 57.6 x 62.3	118.4 x 57.6 x 62.3	125 x 57.6 x 64.5
Comprehensive Warranty	1 Year	1 Year	1 Year	1 Year	1 Year

**EDGE (FIXED SPEED SERIES  
WITH WIRED SHELF)**



**MODEL CODE : RD EDGE 205B 23 WRF**

**CAPACITY : 190 LITRES**

**140V**

**LOW STARTING  
VOLTAGE**



**20L LARGEST  
VEGETABLE STORAGE**



**100%  
ENVIRONMENT  
FRIENDLY**



**2.25 L  
AQUA SPACE**

**10  
YEAR**

**COMPRESSOR  
WARRANTY**

**EDGE (FIXED SPEED SERIES  
WITH WIRED SHELF)**



**STEEL WINE**

<b>Model Code</b>	<b>RD EDGE 205B 23 WRF</b>
Gross Capacity (litres)	190
Star Rating (2020 norms)	2 Star
Compressor Type	Reciprocating
Net Weight (Kg)	31.7
Net Dimensions (H x W x D) cm	118.4 x 57.6 x 62.3
Comprehensive Warranty	1 Year



**AXIS**

*Godrej*



**MODEL CODE : RD AXIS 196B 23 WRF | RD AXIS 196B 23 TRF  
RD AXIS 196A 13 WRF**

**CAPACITY : 181 LITRES**



**2.25 L  
AQUA SPACE**



**LOW STARTING  
VOLTAGE**



**100%  
ENVIRONMENT  
FRIENDLY**



**COMPRESSOR  
WARRANTY**



**STEEL WINE**

**STEEL GREY**

**HEXA WINE**

**WINE RED**

Model Code	RD AXIS 196A 13 WRF	RD AXIS 196B 23 TRF	RD AXIS 196B 23 TRF
Gross Capacity (litres)	181	181	181
Star Rating (2020 norms)	1 Star	2 Star	2 Star
Compressor Type	Reciprocating	Reciprocating	Reciprocating
Net Weight (Kg)	31.8	32.5	30.7
Net Dimensions (H x W x D) cm	112.8 x 54.1 x 66.1	112.8 x 54.1 x 66.1	112.8 x 54.1 x 66.1
Comprehensive Warranty	1 Year	1 Year	1 Year

# SPLIT INVERTER AC WITH R290 REFRIGERANT TECHNOLOGY



R290 REFRIGERANT WITH ZERO OZONE DEPLETION POTENTIAL AND LOWEST GLOBAL WARMING POTENTIAL

## G SERIES



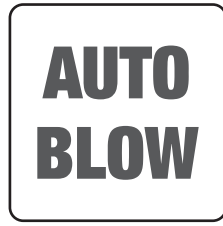
AVAILABLE IN - 2 Tr, 1.5 Tr



**LOWEST GLOBAL WARMING REFRIGERANT**



**ANTI-CORROSIVE COATING ON CONDENSER**




**ANTI-MICROBIAL SELF CLEANING**



**LONG PIPING FLEXIBILITY\***




**HEAVY DUTY COOLING**



**POWER SAVING**



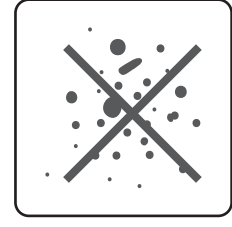
**TWIN ROTARY COMPRESSOR**



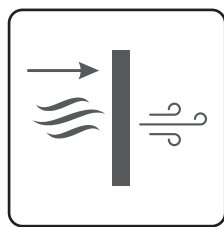
**PRECISE COOLING**




**SILENT OPERATION**



**ANTI-DUST FILTER**



**ACTIVE CARBON FILTER**



**ANTI-BACTERIAL FILTER**



**COMPRESSOR WARRANTY**

Specification	GIC 24MGP5 WRA	GIC 18LAH5 GWQG
NOMINAL CAPACITY (Tr)	2	1.5
COOLING CAPACITY ( 100% ) (W)	6300	5300
AIR FLOW VOLUME (DRY CFM) (HIGH )	824	1100
IDU DIMENSION (W X H X D) mm	1078 x 325 x 246	1078 x 246 x 325
NET WEIGHT IDU (Kg)	16.5	20
ODU DIMENSION (W X H X D) mm	872 x 594 x 352	850 x 400 x 590
COMPRESSOR TYPE	TWIN ROTARY	TWIN ROTARY

# SPLIT INVERTER AC - 5 STAR



## E SERIES




### AVAILABLE IN - 2 Tr




CONDENSER & CONNECTING PIPE



SUPERFAST, POWERFUL COOLING



HEAVY DUTY COOLING AT 50°C



POWER SAVING




SILENT OPERATION



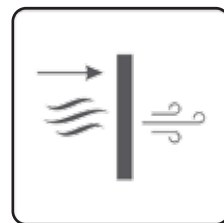
WARRANTY ON COMPRESSOR



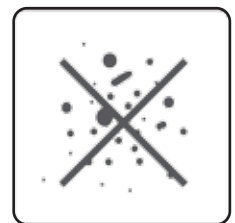
ECO-FRIENDLY REFRIGERANT



ANTI-BACTERIAL FILTER



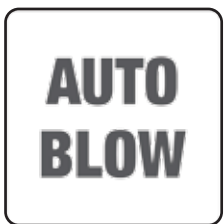
ACTIVE CARBON FILTER



ANTI-DUST FILTER



EVAPORATOR COIL SENSOR



ANTI-MICROBIAL SELF CLEANING



ANTI-CORROSIVE COATING ON EVAPORATOR AND CONDENSER

Specification	AC 2T GIC 24ETC5-WTA
NOMINAL CAPACITY (Tr)	2
COOLING CAPACITY ( 100% ) (W)	6400
AIR FLOW VOLUME (DRY CFM) (HIGH )	718
IDU DIMENSION (W X H X D) mm	1078 x 325 x 246
NET WEIGHT IDU (Kg)	16
ODU DIMENSION (W X H X D) mm	910 x 650 x 368
NET WEIGHT ODU (Kg)	35
COMPRESSOR TYPE	TWIN ROTARY
MAX PIPING CAPABILITY TOTAL (m)	15
MAX PIPING CAPABILITY VERTICAL (m)	10

# SPLIT INVERTER AC - 5 STAR



## H SERIES




AVAILABLE IN – 1 Tr, 1.5 Tr



CONDENSER & CONNECTING PIPE



SUPERFAST, POWERFUL COOLING



HEAVY DUTY COOLING AT 50°C



POWER SAVING




EVAPORATOR COIL SENSOR



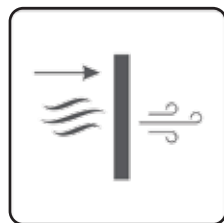
WARRANTY ON COMPRESSOR



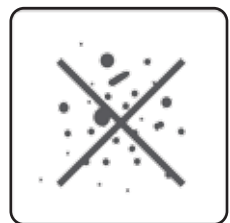
ECO-FRIENDLY REFRIGERANT



ANTI-BACTERIAL FILTER



ACTIVE CARBON FILTER



ANTI-DUST FILTER



ANTI-CORROSIVE COATING ON EVAPORATOR AND CONDENSER

Specification	AC 1T GIC 12HTC5-WTA	AC 1.5T GIC 18HTC5-WTA
NOMINAL CAPACITY (Tr)	1	1.5
COOLING CAPACITY ( 100% ) (W)	3518	5150
AIR FLOW VOLUME (DRY CFM) (HIGH )	357	468
IDU DIMENSION (W X H X D) mm	812 x 297 x 189	982 x 319 x 215
NET WEIGHT IDU (Kg)	9	13
ODU DIMENSION (W X H X D) mm	854 x 555 x 300	854 x 555 x 300
NET WEIGHT ODU (Kg)	23	27
COMPRESSOR TYPE	ROTARY INVERTER	ROTARY INVERTER
MAX PIPING CAPABILITY TOTAL (m)	15	15
MAX PIPING CAPABILITY VERTICAL (m)	10	10

# SPLIT INVERTER AC - 5 STAR



## W SERIES




### AVAILABLE IN - 1 Tr




**CONDESER & CONNECTING PIPE**



**SUPERFAST, POWERFUL COOLING**



**HEAVY DUTY COOLING AT 50°C**



**POWER SAVING**




**SILENT OPERATION**



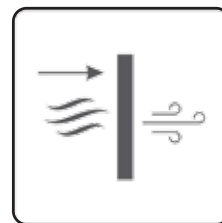
**WARRANTY ON COMPRESSOR**




**ECO-FRIENDLY REFRIGERANT**



**ANTI-BACTERIAL FILTER**



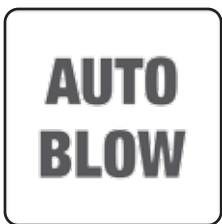
**ACTIVE CARBON FILTER**



**ANTI-DUST FILTER**



**EVAPORATOR COIL SENSOR**



**ANTI-MICROBIAL SELF CLEANING**



**ANTI-CORROSIVE COATING ON EVAPORATOR AND CONDENSER**

Specification	AC 1T GIC 12WTC5-WTA
NOMINAL CAPACITY (Tr)	1
COOLING CAPACITY ( 100% ) (W)	3500
AIR FLOW VOLUME (DRY CFM) (HIGH )	447
IDU DIMENSION (W X H X D) mm	910 x 294 x 206
NET WEIGHT IDU (Kg)	10
ODU DIMENSION (W X H X D) mm	754 x 552 x 300
NET WEIGHT ODU (Kg)	24.5
COMPRESSOR TYPE	ROTARY INVERTER
MAX PIPING CAPABILITY TOTAL (m)	10
MAX PIPING CAPABILITY VERTICAL (m)	5

# SPLIT INVERTER AC - 5 STAR



## Y SERIES




### AVAILABLE IN - 1 Tr




CONDESER & CONNECTING PIPE



SUPERFAST, POWERFUL COOLING



HEAVYDUTY COOLING AT 50°C



POWER SAVING




SILENT OPERATION



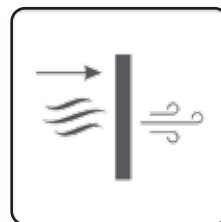
WARRANTY ON COMPRESSOR



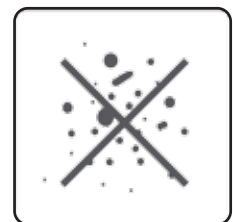
ECO-FRIENDLY REFRIGERANT




ANTI-BACTERIAL FILTER



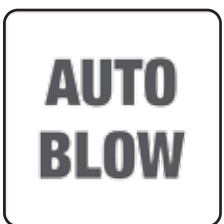
ACTIVE CARBON FILTER



ANTI-DUST FILTER



EVAPORATOR COIL SENSOR



ANTI-MICROBIAL SELF CLEANING



ANTI-CORROSIVE COATING ON EVAPORATOR AND CONDENSER

Specification	AC 1T GIC 12YTC5-WTA
NOMINAL CAPACITY (Tr)	1
COOLING CAPACITY ( 100% ) (W)	3500
AIR FLOW VOLUME (DRY CFM) (HIGH )	447
IDU DIMENSION (W X H X D) mm	910 x 294 x 206
NET WEIGHT IDU (Kg)	10
ODU DIMENSION (W X H X D) mm	754 x 552 x 300
NET WEIGHT ODU (Kg)	24.5
COMPRESSOR TYPE	ROTARY INVERTER
MAX PIPING CAPABILITY TOTAL (m)	10
MAX PIPING CAPABILITY VERTICAL (m)	5

# SPLIT INVERTER AC - 3 STAR



## F SERIES




AVAILABLE IN – 1 Tr, 1.5 Tr




CONDESER & CONNECTING PIPE




SUPERFAST, POWERFUL COOLING



HEAVYDUTY COOLING AT 50°C



POWER SAVING




EVAPORATOR COIL SENSOR



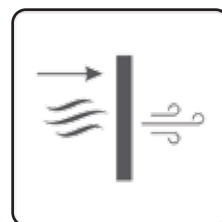
WARRANTY ON COMPRESSOR



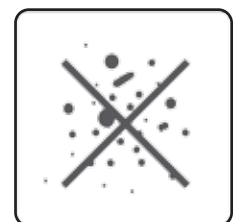
ECO-FRIENDLY REFRIGERANT



ANTI-BACTERIAL FILTER



ACTIVE CARBON FILTER



ANTI-DUST FILTER



ANTI-CORROSIVE COATING ON EVAPORATOR AND CONDENSER

Specification	AC 1T GIC 12FTC3-WSA	AC 1.5T GIC 18FTC3-WTA
NOMINAL CAPACITY (Tr)	1	1.5
COOLING CAPACITY ( 100% ) (W)	3580	5050
AIR FLOW VOLUME (DRY CFM) (HIGH )	353	434
IDU DIMENSION (W X H X D) mm	805 x 285 x 194	957 x 302 x 213
NET WEIGHT IDU (Kg)	8	11
ODU DIMENSION (W X H X D) mm	797 x 495 x 270	885 x 554 x 333
NET WEIGHT ODU (Kg)	22	28
COMPRESSOR TYPE	ROTARY INVERTER	ROTARY INVERTER
MAX PIPING CAPABILITY TOTAL (m)	15	15
MAX PIPING CAPABILITY VERTICAL (m)	10	10



# SPLIT INVERTER AC - 3 STAR



## J SERIES




AVAILABLE IN – 1 Tr, 1.5 Tr




CONDENSER & CONNECTING PIPE




SUPERFAST, POWERFUL COOLING



HEAVYDUTY COOLING AT 50°C



POWER SAVING




EVAPORATOR COIL SENSOR



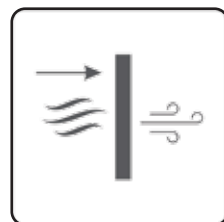
WARRANTY ON COMPRESSOR




ECO-FRIENDLY REFRIGERANT



ANTI-BACTERIAL FILTER



ACTIVE CARBON FILTER



ANTI-DUST FILTER



ANTI-CORROSIVE COATING ON EVAPORATOR AND CONDENSER

Specification	AC 1T GIC 12JTC3-WTA	AC 1.5T GIC 18JTC3-WTA
NOMINAL CAPACITY (Tr)	1	1.5
COOLING CAPACITY ( 100% ) (W)	3600	5050
AIR FLOW VOLUME (DRY CFM) (HIGH )	353	434
IDU DIMENSION (W X H X D) mm	805 x 285 x 194	957 x 302 x 213
NET WEIGHT IDU (Kg)	8	11
ODU DIMENSION (W X H X D) mm	797 x 495 x 270	885 x 554 x 333
NET WEIGHT ODU (Kg)	22	28
COMPRESSOR TYPE	ROTARY INVERTER	ROTARY INVERTER
MAX PIPING CAPABILITY TOTAL (m)	15	15
MAX PIPING CAPABILITY VERTICAL (m)	7	10

# SPLIT INVERTER AC - 3 STAR



## W SERIES




AVAILABLE IN – 1.5 Tr, 1 Tr




CONDENSER & CONNECTING PIPE



SUPERFAST, POWERFUL COOLING



HEAVYDUTY COOLING AT 50°C



POWER SAVING




SILENT OPERATION



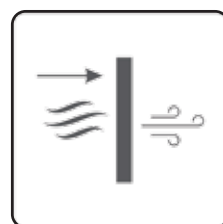
WARRANTY ON COMPRESSOR



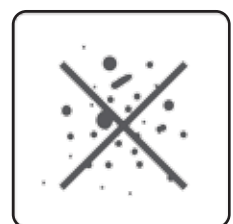
ECO-FRIENDLY REFRIGERANT




ANTI-BACTERIAL FILTER



ACTIVE CARBON FILTER



ANTI-DUST FILTER



EVAPORATOR COIL SENSOR



ANTI-MICROBIAL SELF CLEANING



ANTI-CORROSIVE COATING ON EVAPORATOR AND CONDENSER

Specification	AC 1T GIC 12WTC3-WTA	AC 1.5T GIC 18WTC3-WSB
NOMINAL CAPACITY (Tr)	1	1.5
COOLING CAPACITY ( 100% ) (W)	3550	5150
AIR FLOW VOLUME (DRY CFM) (HIGH )	265	471
IDU DIMENSION (W X H X D) mm	777 x 250 x 205	910 x 294 x 206
NET WEIGHT IDU (Kg)	8	10
ODU DIMENSION (W X H X D) mm	754 x 522 x 300	760 x 552 x 256
NET WEIGHT ODU (Kg)	22.6	27
COMPRESSOR TYPE	ROTARY INVERTER	ROTARY INVERTER
MAX PIPING CAPABILITY TOTAL (m)	10	10
MAX PIPING CAPABILITY VERTICAL (m)	5	5

# SPLIT INVERTER AC - 3 STAR



## Y SERIES




AVAILABLE IN – 1.5 Tr, 1 Tr



**CONDESER & CONNECTING PIPE**



**SUPERFAST, POWERFUL COOLING**



**HEAVYDUTY COOLING AT 50°C**



**POWER SAVING**




**SILENT OPERATION**



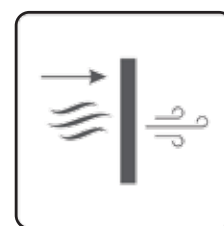
**WARRANTY ON COMPRESSOR**



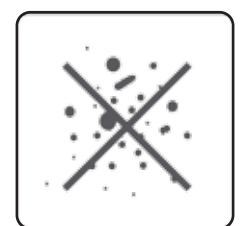
**ECO-FRIENDLY REFRIGERANT**




**ANTI-BACTERIAL FILTER**



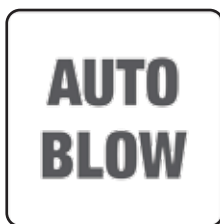
**ACTIVE CARBON FILTER**



**ANTI-DUST FILTER**



**EVAPORATOR COIL SENSOR**



**ANTI-MICROBIAL SELF CLEANING**



**ANTI-CORROSIVE COATING ON EVAPORATOR AND CONDENSER**

Specification	AC 1T GIC 12YTC3-WTA	AC 1.5T GIC 18YTC3-WTA
NOMINAL CAPACITY (Tr)	1	1.5
COOLING CAPACITY ( 100% ) (W)	3550	5150
AIR FLOW VOLUME (DRY CFM) (HIGH )	265	471
IDU DIMENSION (W X H X D) mm	777 x 250 x 205	910 x 294 x 206
NET WEIGHT IDU (Kg)	8	10
ODU DIMENSION (W X H X D) mm	754 x 522 x 300	760 x 552 x 256
NET WEIGHT ODU (Kg)	22.6	27
COMPRESSOR TYPE	ROTARY INVERTER	ROTARY INVERTER
MAX PIPING CAPABILITY TOTAL (m)	10	10
MAX PIPING CAPABILITY VERTICAL (m)	5	5

# SPLIT INVERTER AC - 3 STAR



## S SERIES




AVAILABLE IN – 1.5 Tr, 1 Tr



CONDESER & CONNECTING PIPE




SUPERFAST, POWERFUL COOLING



HEAVYDUTY COOLING AT 50°C



POWER SAVING




EVAPORATOR COIL SENSOR



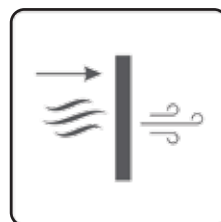
WARRANTY ON COMPRESSOR




ECO-FRIENDLY REFRIGERANT



ANTI-BACTERIAL FILTER



ACTIVE CARBON FILTER



ANTI-DUST FILTER



ANTI-CORROSIVE COATING ON EVAPORATOR AND CONDENSER

Specification	AC 1.25T GIC 15STC3-WTA
NOMINAL CAPACITY (Tr)	1.25
COOLING CAPACITY ( 100% ) (W)	4350
AIR FLOW VOLUME (DRY CFM) (HIGH )	338
IDU DIMENSION (W X H X D) mm	802 x 297 x 189
NET WEIGHT IDU (Kg)	9
ODU DIMENSION (W X H X D) mm	797 x 495 x 270
NET WEIGHT ODU (Kg)	22
COMPRESSOR TYPE	ROTARY INVERTER
MAX PIPING CAPABILITY TOTAL (m)	15
MAX PIPING CAPABILITY VERTICAL (m)	10

# SPLIT FIXED SPEED AC - 3 STAR



## N SERIES




AVAILABLE IN – 1.5 Tr, 1 Tr



CONDENSER & CONNECTING PIPE



SUPERFAST, POWERFUL COOLING



HEAVYDUTY COOLING AT 50°C



WARRANTY ON COMPRESSOR




ECO-FRIENDLY REFRIGERANT



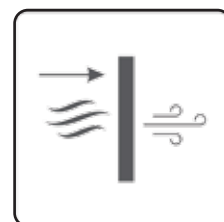
SILENT OPERATION



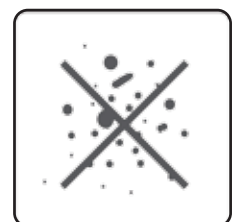
SLEEP MODE




ANTI-BACTERIAL FILTER



ACTIVE CARBON FILTER



ANTI-DUST FILTER



EVAPORATOR COIL SENSOR



ANTI-MICROBIAL SELF CLEANING



ANTI-CORROSIVE COATING ON EVAPORATOR AND CONDENSER

Specification	AC 1T GSC 12NTC3-WTA	AC 1.5T GSC 18NTC3-WTA
NOMINAL CAPACITY (Tr)	1	1.5
COOLING CAPACITY ( 100% ) (W)	3400	5200
AIR FLOW VOLUME (DRY CFM) (HIGH )	430	647
IDU DIMENSION (W X H X D) mm	876 x 270 x 210	950 x 315 x 235
NET WEIGHT IDU (Kg)	9	12
ODU DIMENSION (W X H X D) mm	730 x 525 x 292	840 x 540 x 300
NET WEIGHT ODU (Kg)	27	34
COMPRESSOR TYPE	ROTARY COMPRESSOR	ROTARY COMPRESSOR
MAX PIPING CAPABILITY TOTAL (m)	12	12
MAX PIPING CAPABILITY VERTICAL (m)	7	7

# WINDOW INVERTER AC - 5 STAR



## D SERIES




AVAILABLE IN – 1.5 Tr



CONDENSER & CONNECTING PIPE



ECO-FRIENDLY REFRIGERANT



POWER SAVING



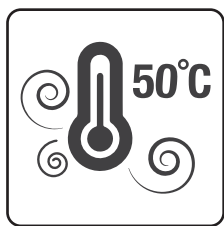
WARRANTY ON COMPRESSOR



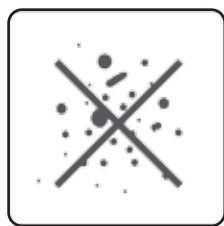
SLEEP MODE



SUPERFAST, POWERFUL COOLING



HEAVYDUTY COOLING AT 50°C



ANTI-DUST FILTER



ANTI-CORROSIVE COATING ON EVAPORATOR AND CONDENSER

Specification	AC 1.5T GVC 18DTC5-WSA
NOMINAL CAPACITY (Tr)	1.25
COOLING CAPACITY ( 100% ) (W)	5200
AIR FLOW VOLUME (DRY CFM) (HIGH )	426
DIMENSION (W X H X D) mm	660 x 430 x 770
NET WEIGHT IDU (Kg)	55
COMPRESSOR TYPE	ROTARY INVERTER

# WINDOW FIXED SPEED AC



## D SERIES



AVAILABLE IN – 1 Tr | 3 Star, 1.5 Tr | 5 Star



CONDENSER & CONNECTING PIPE




ECO-FRIENDLY REFRIGERANT



WARRANTY ON COMPRESSOR



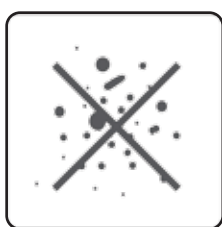
SUPERFAST, POWERFUL COOLING



HEAVYDUTY COOLING AT 50°C



SLEEP MODE



ANTI-DUST FILTER



ANTI-CORROSIVE COATING ON EVAPORATOR AND CONDENSER

Specification	AC 1T GWC 12DTC3-WSA	AC 1.5T GVC 18DTC5-WSA
NOMINAL CAPACITY (Tr)	1	1.5
COOLING CAPACITY ( 100% ) (W)	3300	5100
AIR FLOW VOLUME (DRY CFM) (HIGH )	294	427
DIMENSION (W X H X D) mm	600 x 385 x 570	660 x 430 x 770
NET WEIGHT IDU (Kg)	40	60
COMPRESSOR TYPE	ROTARY COMPRESSOR	ROTARY COMPRESSOR

# WINDOW FIXED SPEED AC



## U SERIES



AVAILABLE IN – 1 Tr | 5 Star, 1.5 Tr | 4 Star, 1.5 Tr | 4 Star  
2 Tr | 3 Star

CONDESER & CONNECTING PIPE	ECO-FRIENDLY REFRIGERANT	WARRANTY ON COMPRESSOR	SUPERFAST, POWERFUL COOLING	HEAVYDUTY COOLING AT 50°C
SLEEP MODE	ANTI-DUST FILTER	ANTI-CORROSIVE COATING ON EVAPORATOR AND CONDENSER		

Specification	AC 1T GWC 12UTC5-WSA	AC 1.5T GWC 18UTC4-WTA
NOMINAL CAPACITY (Tr)	1	1.5
COOLING CAPACITY ( 100% ) (W)	3600	5040
AIR FLOW VOLUME (DRY CFM) (HIGH )	470	471
DIMENSION (W X H X D) mm	660 x 430 x 660	660 x 430 x 660
NET WEIGHT IDU (Kg)	49	54
COMPRESSOR TYPE	ROTARY COMPRESSOR	ROTARY COMPRESSOR

Specification	AC 1.5T GWC 18UTC3-WSA	AC 2T GWC 24UTC3-WSA
NOMINAL CAPACITY (Tr)	1.5	2
COOLING CAPACITY ( 100% ) (W)	5040	6050
AIR FLOW VOLUME (DRY CFM) (HIGH )	470	577
DIMENSION (W X H X D) mm	660 x 430 x 660	660 x 430 x 723
NET WEIGHT IDU (Kg)	54	60
COMPRESSOR TYPE	ROTARY COMPRESSOR	ROTARY COMPRESSOR





# 5 YEAR EXTENDED WARRANTY SCHEME

## on Godrej Air Conditioners with Copper Condenser

### Offer Period:

1st April 2020 to 30th June 2020

### Coverage:

All functional parts (Compressor, Inverter Controller Drive, Indoor PCB, Fan Motors, Heat Exchanger Coils) & Gas Charging.

### Terms & Conditions:

The Air Conditioner will have extended warranty on functional parts from the date of installation, subject to the following conditions:

1. Extended warranty will be applicable only, when the customer registers the product, within 7 days of purchase / installation & have the AC installed through Godrej authorized Service Provider, through the below process.

**SMS ACEXWAR**  
to 9223070107

OR

**Call on 18002095511 with**  
**details for registration.**

OR

**Online Registration on website**  
**(www.godrejsmartcare.com)**

2. During the standard 1st Year warranty period, the customer is entitled to 2 Preventive Maintenance services per year, free of Cost.
  - From 2nd Year onwards, Customer needs to get the Air Conditioner, regularly serviced thru Godrej authorized Service Provider.
  - Routine / Preventive Service from 2nd Year till 5th year shall be on chargeable basis @ Rs.599 + GST per Service. The customer must avail 2 Preventive Maintenance Service per Year, from 2nd Year onwards till the 5th Year.
  - The customer can pay for every service done, every 6 Months, and has a choice, to pay for all the 4 Years preventive maintenance services, Viz. 8 Services, together by paying the full amount of  $599 \times 8 \text{ Services} = \text{Rs.}4792 + \text{GST}$

3. Exclusions:

- Unit installed at abnormal conditions, with improper electrical wirings, voltage fluctuations, external conditions and improper use, defects/damages resulting from force majeure situations, and defects arising other than manufacturing defects/damages are not covered under extended warranty:
- This extended warranty offer, is not applicable for institutional sales or Bulk Orders.
- This extended warranty offer, is not applicable to sales made through E-Commerce Sales Portals.

# Convection Microwave Oven With Inverter Technology



## INVERTECH




### SILVER MIST

MODEL CODE : GME 728 CIP1 QM

CAPACITY : 28 LITRES



355 INSTACOOK  
RECIPES



OIL FREE  
RECIPES




7% NOISE  
REDUCTION



11% POWER  
SAVING



15% FASTER  
COOKING



DEODORIZER  
& STEAM CLEAN



5  
YEAR  
WARRANTY ON  
MAGNETRON



INSTACOOK  
APP

Model Code	GME 728 CIP1 QM
Capacity (litres)	28L
Comprehensive Warranty	1 year
Functions Available	Convection (heating, grilling and baking)
	Grill (heating and grilling)
	Solo (heating)
Net Weight (Kg)	14.2
Net Dimensions (H x W x D) (mm)	302 x 510 x 465



“GODREJ INSTACHEF APP” Now available on Google Play store  
Over 30,000+ downloads. Learn over 450 recipes and watch demo videos. Download now!



↑ BACK  
TO TOP

# Convection Microwave Oven Heating, Grilling & Baking




## PURPLE LILY

MODEL CODE : GME 734 CR1 PM

CAPACITY : 34 LITRES



375 INSTACOOK  
RECIPES



OIL FREE  
RECIPES




HEALTHY BREAD  
BASKET\*



HEALTHY INDIAN  
TADKA\*



INDIA'S BEST  
RECIPES



DEODORIZER  
& STEAM CLEAN



5  
YEAR  
WARRANTY ON  
MAGNETRON



INSTACHEEF  
APP

Model Code	GME 734 CR1 PM
Capacity (litres)	34L
Comprehensive Warranty	1 year
Net Weight (Kg)	18.6
Net Dimensions (H x W x D) (mm)	315 x 519 x 478



“GODREJ INSTACHEEF APP” Now available on Google Play store  
Over 30,000+ downloads. Learn over 450 recipes and watch demo videos. Download now!



Scan me

# Convection Microwave Oven Heating, Grilling & Baking




## MIRROR PLAIN

MODEL CODE : GME 34 CA1 MKZ

CAPACITY : 34 LITRES



175 INSTACOOK  
RECIPES



DEODORIZER  
& STEAM CLEAN



WARRANTY ON  
MAGNETRON



INSTACHEF  
APP

Model Code	GME 34 CA1 MKZ
Capacity (litres)	34L
Comprehensive Warranty	1 year
Net Weight (Kg)	25.4
Net Dimensions (H x W x D) (mm)	376 x 498 x 572



“GODREJ INSTACHEF APP” Now available on Google Play store  
Over 30,000+ downloads. Learn over 450 recipes and watch demo videos. Download now!



Scan me

# Convection Microwave Oven Heating, Grilling & Baking



## WINE LILY

MODEL CODE : GME 730 CR1 PZ

CAPACITY : 30 LITRES




375 INSTACOOK  
RECIPES



OIL FREE  
RECIPES




HEALTHY BREAD  
BASKET\*



HEALTHY INDIAN  
TADKA\*



INDIA'S BEST  
RECIPES



DEODORIZER  
& STEAM CLEAN



5  
YEAR  
WARRANTY ON  
MAGNETRON



INSTACHEEF  
APP

Model Code	GME 730 CR1 PZ
Capacity (litres)	30L
Comprehensive Warranty	1 year
Net Weight (Kg)	16.6
Net Dimensions (H x W x D) (mm)	282 x 535 x 449



“GODREJ INSTACHEEF APP” Now available on Google Play store  
Over 30,000+ downloads. Learn over 450 recipes and watch demo videos. Download now!



Scan me

# Convection Microwave Oven Heating, Grilling & Baking



## CRIMSON DAWN

MODEL CODE : GME 730 CP1 QM

CAPACITY : 30 LITRES



450 INSTACOOK  
RECIPES



OIL FREE  
RECIPES



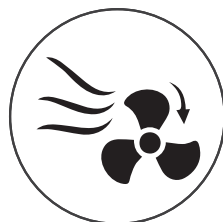
HEALTHY BREAD  
BASKET\*



HEALTHY INDIAN  
TADKA\*



INDIA'S BEST  
RECIPES



DEODORIZER  
& STEAM CLEAN



5  
YEAR  
WARRANTY ON  
MAGNETRON



INSTACHEEF  
APP

Model Code	GME 730 CP1 QM
Capacity (litres)	30L
Comprehensive Warranty	1 year
Net Weight (Kg)	18.2
Net Dimensions (H x W x D) (mm)	325 x 516 x 463



“GODREJ INSTACHEEF APP” Now available on Google Play store  
Over 30,000+ downloads. Learn over 450 recipes and watch demo videos. Download now!



Scan me

# Convection Microwave Oven Heating, Grilling & Baking




## GOLDEN ROSE

MODEL CODE : GME 728 CF1 PM

CAPACITY : 28 LITRES



305 INSTACOOK  
RECIPES



OIL FREE  
RECIPES




HEALTHY BREAD  
BASKET\*



HEALTHY INDIAN  
TADKA\*



INDIA'S BEST  
RECIPES



DEODORIZER  
& STEAM CLEAN



5  
YEAR  
WARRANTY ON  
MAGNETRON



INSTACHEF  
APP

Model Code	GME 728 CF1 PM
Capacity (litres)	28L
Comprehensive Warranty	1 year
Net Weight (Kg)	17.5
Net Dimensions (H x W x D) (mm)	305 x 512 x 500



“GODREJ INSTACHEF APP” Now available on Google Play store  
Over 30,000+ downloads. Learn over 450 recipes and watch demo videos. Download now!



Scan me

# Convection Microwave Oven Heating, Grilling & Baking




## PURPLE PETALS

MODEL CODE : GME 725 CF2 PZ

CAPACITY : 25 LITRES




260 INSTACOOK  
RECIPES



OIL FREE  
RECIPES



HEALTHY BREAD  
BASKET\*



HEALTHY INDIAN  
TADKA\*



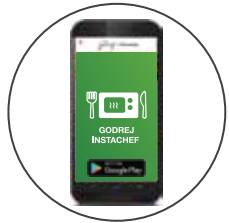
INDIA'S BEST  
RECIPES



DEODORIZER  
& STEAM CLEAN



WARRANTY ON  
MAGNETRON



INSTACHEF  
APP

Model Code	GME 725 CF2 PZ
Capacity (litres)	25L
Comprehensive Warranty	1 year
Net Weight (Kg)	15.11
Net Dimensions (H x W x D) (mm)	281 x 483 x 414



“GODREJ INSTACHEF APP” Now available on Google Play store

Over 30,000+ downloads. Learn over 450 recipes and watch demo videos. Download now!



Scan me



# Convection Microwave Oven Heating, Grilling & Baking




## CHERRY BLOSSOM

MODEL CODE : GME 725 CF1 PZ

CAPACITY : 25 LITRES




260 INSTACOOK  
RECIPES



OIL FREE  
RECIPES




HEALTHY BREAD  
BASKET\*



HEALTHY INDIAN  
TADKA\*



INDIA'S BEST  
RECIPES



DEODORIZER  
& STEAM CLEAN



WARRANTY ON  
MAGNETRON



INSTACHEEF  
APP

Model Code	GME 725 CF1 PZ
Capacity (litres)	25L
Comprehensive Warranty	1 year
Net Weight (Kg)	15.11
Net Dimensions (H x W x D) (mm)	281 x 483 x 414



“GODREJ INSTACHEEF APP” Now available on Google Play store  
Over 30,000+ downloads. Learn over 450 recipes and watch demo videos. Download now!



Scan me

# Convection Microwave Oven Heating, Grilling & Baking




## RED DAISY

MODEL CODE : GME 723 CF3 PM

CAPACITY : 23 LITRES




205 INSTACOOK  
RECIPES



OIL FREE  
RECIPES




HEALTHY BREAD  
BASKET\*



HEALTHY INDIAN  
TADKA\*



INDIA'S BEST  
RECIPES



DEODORIZER  
& STEAM CLEAN



WARRANTY ON  
MAGNETRON



INSTACHEF  
APP

Model Code	GME 723 CF3 PM
Capacity (litres)	23L
Comprehensive Warranty	1 year
Net Weight (Kg)	14
Net Dimensions (H x W x D) (mm)	290 x 480 x 405



“GODREJ INSTACHEF APP” Now available on Google Play store  
Over 30,000+ downloads. Learn over 450 recipes and watch demo videos. Download now!



Scan me

# Convection Microwave Oven Heating, Grilling & Baking




## YELLOW TULIP

MODEL CODE : GME 723 CF2 PM


CAPACITY : 23 LITRES




205 INSTACOOK  
RECIPES



OIL FREE  
RECIPES



HEALTHY BREAD  
BASKET\*



HEALTHY INDIAN  
TADKA\*



INDIA'S BEST  
RECIPES



DEODORIZER  
& STEAM CLEAN



5  
YEAR  
WARRANTY ON  
MAGNETRON



INSTACHEF  
APP

Model Code	GME 723 CF2 PM
Capacity (litres)	23L
Comprehensive Warranty	1 year
Net Weight (Kg)	14
Net Dimensions (H x W x D) (mm)	290 x 480 x 405



“GODREJ INSTACHEF APP” Now available on Google Play store  
Over 30,000+ downloads. Learn over 450 recipes and watch demo videos. Download now!



Scan me

# Convection Microwave Oven Heating, Grilling & Baking




**BLACK**

**MODEL CODE : GME 720 CP2 QZ**


**CAPACITY : 20 LITRES**




**255 INSTACOOK  
RECIPES**



**OIL FREE  
RECIPES**



**HEALTHY BREAD  
BASKET\***



**HEALTHY INDIAN  
TADKA\***



**INDIA'S BEST  
RECIPES**



**DEODORIZER  
& STEAM CLEAN**



**5  
YEAR  
WARRANTY ON  
MAGNETRON**



**INSTACHEF  
APP**

Model Code	GME 720 CP2 QZ
Capacity (litres)	20L
Comprehensive Warranty	1 year
Net Weight (Kg)	13.90
Net Dimensions (H x W x D) (mm)	260 x 450 x 370



**"GODREJ INSTACHEF APP"** Now available on Google Play store  
Over 30,000+ downloads. Learn over 450 recipes and watch demo videos. Download now!



Scan me

# Grill Microwave Oven Heating & Grilling



## CORAL BLOSSOM

MODEL CODE : GME 720 GF1 PZ

CAPACITY : 20 LITRES



150 INSTACOOK  
RECIPES



MULTI-STAGE  
COOKING



5 POWER  
LEVEL



DEODORIZER  
& STEAM CLEAN



3  
YEAR  
WARRANTY ON  
MAGNETRON



INSTACHEEF  
APP

Model Code	GME 720 GF1 PZ
Capacity (litres)	20L
Comprehensive Warranty	1 year
Net Weight (Kg)	10.74
Net Dimensions (H x W x D) (mm)	270 x 451 x 311



“GODREJ INSTACHEEF APP” Now available on Google Play store  
Over 30,000+ downloads. Learn over 450 recipes and watch demo videos. Download now!



↑ BACK  
TO TOP

# Grill Microwave Oven Heating & Grilling



**BLACK**

**MODEL CODE : GMX 20 GA9 PLM**

**CAPACITY : 20 LITRES**



**111 INSTACOOK  
RECIPES**



**MULTI-STAGE  
COOKING**



**5 POWER  
LEVEL**



**KITCHEN  
ASSISTANT**



**WARRANTY ON  
MAGNETRON**



**INSTACHEEF  
APP**

Model Code	GMX 20 GA9 PLM
Capacity (litres)	20L
Comprehensive Warranty	1 year
Net Weight (Kg)	10.5
Net Dimensions (H x W x D) (mm)	240 x 430 x 320



**“GODREJ INSTACHEEF APP”** Now available on Google Play store  
Over 30,000+ downloads. Learn over 450 recipes and watch demo videos. Download now!



# Solo Microwave Oven Heating



**BLACK**

**MODEL CODE : GMX 20SA2 BLM**

**CAPACITY : 20 LITRES**



**5 POWER LEVEL**



**WARRANTY ON MAGNETRON**



**INSTACHEF APP**

Model Code	GMX 20SA2 BLM
Capacity (litres)	20L
Comprehensive Warranty	1 year
Net Weight (Kg)	10.5
Net Dimensions (H x W x D) (mm)	258 x 440 x 328



**“GODREJ INSTACHEF APP”** Now available on Google Play store  
Over 30,000+ downloads. Learn over 450 recipes and watch demo videos. Download now!



**BACK TO TOP**



## World cuisine at your fingertips.

With the Godrej InstaChef app, you can make the most of your Godrej Microwave Oven. Enjoy 450+ pre-programmed recipes with a healthy twist! Don't start a diet, it's time you #StartAHealthyHabit.



### Recipe of The Day

Surprise your taste buds with one new dish and its recipe every day when you open the app.



### Get Ideas

Do you have the ingredients but not the ideas? Don't worry, this option helps you pick which dishes you can cook based on the ingredients you have.



### Healthy Recipes

Starting healthy habits has never been this easy. Choose from 450 healthy recipes under 10 options of Health Fry, Healthy Bread Basket, Healthy Indian Tadka, International Recipes, India's Best Recipes, Healthy Barbecue, Healthy Breakfast and Snacks, Healthy Desserts and Soups, Paneer Ghee and Curd, and Healthy Fermentation.



### 32+ Recipe Videos

Get inspired by more than 32+ recipe videos by expert chefs available at your fingertips.



### QR Code Scanner

"GODREJ INSTACHEF APP"  
Over 30,000+ downloads.  
Learn Over 450 recipes and watch demo videos.  
Download now!



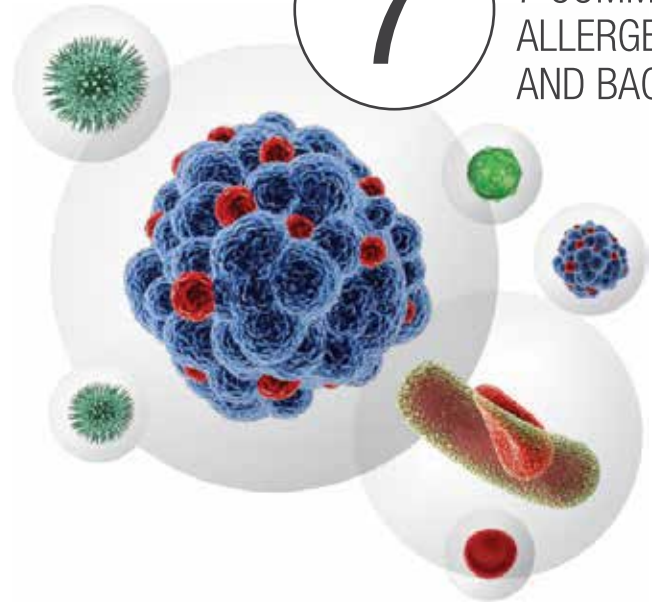
# FULLY AUTOMATIC FRONT LOAD WASHING MACHINE



**NO LARGE STAINS OR TINY GERMS.  
JUST NON-STOP FUN.**



**7** FIGHTS 7 COMMON ALLERGENS AND BACTERIA



SEAL OF APPROVAL FROM ALLERGY UK.

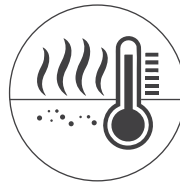
**WF EON 7010 PASC**

Capacity: 7 kg | RPM: 1000  
Colour: Silver



WITH **ALLERGY PROTECT TECHNOLOGY**

Allergy Protect wash program removes **7** common allergens and **4** kinds of bacteria



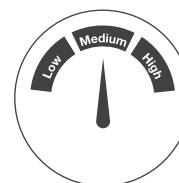
**IN-BUILT WATER HEATER**



**RAPID 15 WASH**



**NIGHT WASH+**



**STAIN LEVEL SELECTOR+**



**15 WASH PROGRAMS**



**10 YEAR MOTOR WARRANTY**



**ECO-BALANCE TECHNOLOGY\***



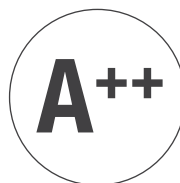
**UP TO 50% WATER AND ENERGY SAVING&**



**AUTOMATICALLY ADJUSTS WATER, ENERGY AND TIME**




**DETECTS THE WASH LOAD**



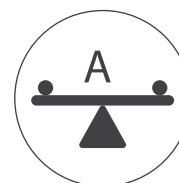
**A++ ENERGY EFFICIENCY**



**OVERFLOW PROTECTION SYSTEM**



**FOAM PROTECTION**



**AUTO BALANCE SYSTEM**



**ANTI-CREASE**



**CHILD LOCK**

&During half load wash cycle \*Only Available in WF EON 700 PASE WF EON 701Q PASC \*Available only in Cotton e Night wash and Whites program

**BACK TO TOP**

# FULLY AUTOMATIC FRONT LOAD WASHING MACHINE



**NO LARGE STAINS OR TINY GERMS.  
JUST NON-STOP FUN.**



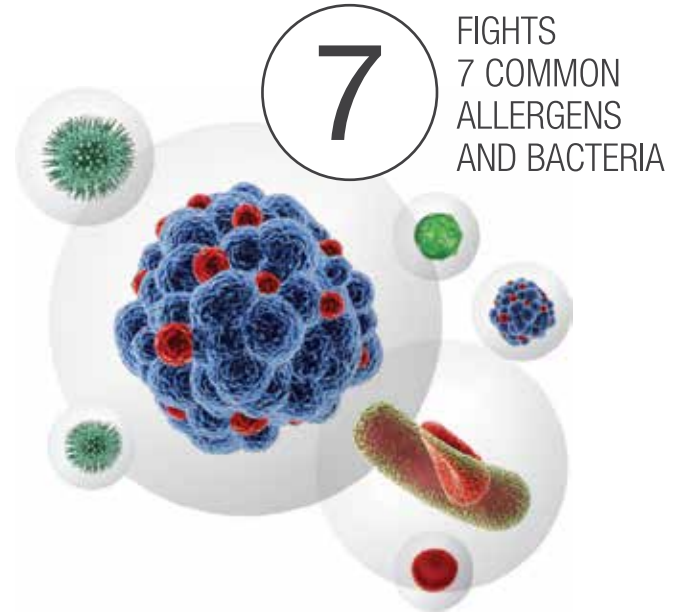
**WF EON 7010 PASC**

Capacity: 7 kg | RPM: 1000  
Colour: Silver



**WF EON 700 PASE**

Capacity: 7 kg | RPM: 1000  
Colour: White



SEAL OF APPROVAL  
FROM ALLERGY UK.



**WF EON 6010 PAEC**

Capacity: 6 kg  
RPM: 1000  
Colour: Silver



**WF EON 600 PAEC**

Capacity: 6 kg  
RPM: 1000  
Colour: White



**WF EON 600 PAE**

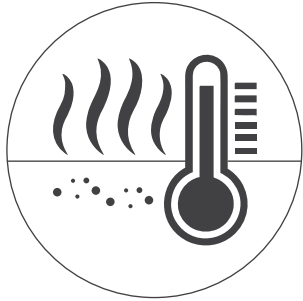
Capacity: 6 kg  
RPM: 800  
Colour: White

Model Code	WF EON 7010 PASC	WF EON 700 PASE	WF EON 6010 PAEC	WF EON 600 PAEC	WF EON 600 PAE
Net Dimensions (H x W x D) mm	845 x 597 x 527	845 x 597 x 527	845 x 597 x 497	845 x 597 x 497	845 x 597 x 497
Net Weight (kg)	62.5	62.5	57	57	57
Comprehensive Warranty	2 years	2 years	2 years	2 years	2 years

**FULLY AUTOMATIC  
TOP LOAD WASHING MACHINE**



**ALLURE SERIES**



**IN-BUILT  
WATER HEATER**



**ECO MODE  
SAVES UP TO  
44 L WATER**

**WT EON Allure 700 PAHMP  
(In-built Water Heater)**

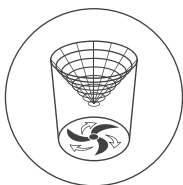
**METALLIC RED**

Capacity: 7 kg



**ROLLERCOASTER  
WASH TECHNOLOGY**

=




**GRAVITY  
DRUM**

+



**AQUA JET  
PULSATOR**

+



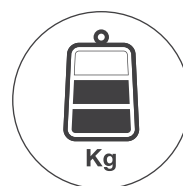
**CASCADE WATERFALL  
EFFECT**



**100% WATER  
RESISTANT  
DIGITAL PANEL**



**CUSTOMIZE  
WASH  
FLEXI-WASH  
TECHNOLOGY**




**CLOTH LOAD  
INDICATOR**



**14 WASH  
PROGRAMS**




**10  
YEAR  
MOTOR  
WARRANTY**



**SOFT-SHUT  
WASH LID**



**15 SMART  
SENSORS**



**DELAYED  
START**



**TUB CLEAN**

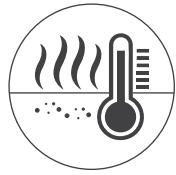


**CHILD LOCK**

# FULLY AUTOMATIC TOP LOAD WASHING MACHINE

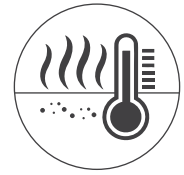


## ALLURE SERIES



**IN-BUILT  
WATER HEATER**

**WT EON Allure 700 PAHMP  
(In-built Water Heater)**  
METALLIC RED  
Capacity: 7 kg



**IN-BUILT  
WATER HEATER**


**WT EON Allure 7.5 PHA  
(In-built Water Heater)**  
ROYAL GREY  
Capacity: 7.5 kg



**WT EON Allure 7.5 PNA/  
650 PANMP**  
ROYAL GREY  
Capacity: 7.5 / 6.5 kg

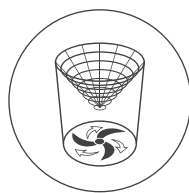


**WT EON Allure 700  
PANMP**  
GRAPHITE GREY  
Capacity: 7 kg




**ROLLERCOASTER  
WASH TECHNOLOGY**

=



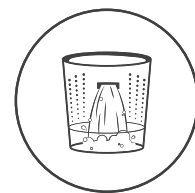
**GRAVITY  
DRUM**

+



**AQUA JET  
PULSATOR**

+



**CASCADE  
WATERFALL EFFECT**

Model Code	WT EON ALLURE 7.5 PHA Ro Gr (Heater)	WT EON Allure 700 PAHMP Mt Rd (Heater)	WT EON Allure 7.5 PNA Ro Gr	WT EON Allure 700 PANMP Gp Gr	WT EON Allure 650 PANMP Ro Gr
Net Dimensions (H x W x D) mm	985 x 545 x 620	985 x 545 x 620	985 x 545 x 620	985 x 545 x 620	960 x 545 x 620
Net Weight (kg)	33.3	33.3	32.8	32.8	32.5
Comprehensive Warranty	2 years	2 years	2 years	2 years	2 years


**FULLY AUTOMATIC  
TOP LOAD WASHING MACHINE**



**ALLURE CLASSIC SERIES  
SUPERIOR WASH MADE EASY**

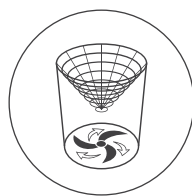


**WT EON Allure  
CL 7.5/7.0 CNA  
GRAPHITE GREY**  
Capacity: 7.5 / 7 kg



**ROLLERCOASTER  
WASH TECHNOLOGY**

=




**GRAVITY  
DRUM**

+



**AQUA JET  
PULSATOR**

+



**CASCADE  
WATERFALL EFFECT**



**100% WATER  
RESISTANT  
DIGITAL PANEL**



**SOFT-SHUT  
WASH LID**



**TOUGHENED  
GLASS LIDS**



**10  
YEAR  
MOTOR  
WARRANTY**

Model Code	WT EON Allure CL 7.5 GPGR CAN	WT EON ALLURE CLS 700 CANMP Gr
Net Dimensions (H x W x D) mm	985 x 545 x 620	985 x 545 x 620
Net Weight (kg)	32.8	32.8
Comprehensive Warranty	2 years	2 years

# FULLY AUTOMATIC TOP LOAD WASHING MACHINE



## AUDRA SERIES STRONG ON DIRT, GENTLE ON CLOTHES



**WT EON AUDRA  
620 PDNMP**

COCOA BROWN

Capacity: 6.2 Kg



**WT EON AUDRA  
700 PDNMP**

ROYAL GREY

Capacity: 7 Kg



**WT EON AUDRA  
650 PDNMP**

GRAPHITE GREY

Capacity: 6.5 kg




**TURBO 6  
PULSATOR**



**ACU-WASH  
DRUM**



**IN-BUILT SOAK  
TECHNOLOGY**



**LED DIGITAL  
DISPLAY**



**10  
YEAR  
MOTOR  
WARRANTY**



**CHILD  
LOCK**



**29  
min  
QUICK  
WASH**

Model Code	WT EON AUDRA 620 PDNMP Co Br	WT EON AUDRA 700 PDNMP Ro Gr	WT EON AUDRA 650 PDNMP Gp Gr
Net Dimensions (H x W x D) mm	910 x 565 x 565	910 x 565 x 565	910 x 565 x 565
Net Weight (kg)	29.5	29.5	29.5
Comprehensive Warranty	2 years	2 years	2 years

# FULLY AUTOMATIC TOP LOAD WASHING MACHINE



## I-WASH SERIES

THINKS, WASHES & DRIES AT THE PUSH OF A BUTTON.



**WTA EON 620 CI / 700 CI**  
COCOA BROWN  
Capacity: 6.2 Kg / 7 kg



**WTA EON 620 CI**  
INDIGO BLUE  
Capacity: 6.2 kg



**WTA EON 650 CI**  
AUTUMN RED  
Capacity: 6.5 kg



**WTA EON 650 CI**  
GRAPHITE GREY  
Capacity: 6.5 kg



**i-WASH  
TECHNOLOGY**



**TURBO 6  
PULSATOR**



**IN-BUILT SOAK  
TECHNOLOGY**



**10  
YEAR  
MOTOR  
WARRANTY**



**ACU-WASH  
DRUM**



**CHILD  
LOCK**

Model Code	WTA Eon 700 CI Co Br / WTA Eon 620 CI Cocoa Brown	WTA Eon 620 CI Indigo Blue	WTA Eon 650 CI - Autumn Red	WTA Eon 650 CI-Graphite Grey
Net Dimensions (H x W x D) mm	910 x 565 x 565	910 x 565 x 565	910 x 565 x 565	910 x 565 x 565
Net Weight (kg)	29.5	29.5	29.5	29.5
Comprehensive Warranty	2 years	2 years	2 years	2 years

# SEMI AUTOMATIC WASHING MACHINE



## INDIA'S 1<sup>ST</sup> SEMI-AUTOMATIC WASHING MACHINE WITH 100% RUST-FREE STEEL DRUM



### WS 800 PDS

Capacity: 8 Kg

Colours Available: Gold Sprinkle & Lilac Sprinkle



**STAINLESS STEEL TUBS**



**TOUGHENED GLASS LIDS**



**ACTIVE SOAK**



**SOFT SHUT WASH LID**



**5 YEAR WASH MOTOR WARRANTY**

Model Code	WS 800 PDS - GOLD SPRINKLE & LILAC SPRINKLE
Net Dimensions (H x W x D) mm	900 x 860 x 485
Net Weight (kg)	27
Comprehensive Warranty	2 years



# SEMI AUTOMATIC WASHING MACHINE



## WS 800 PD

Capacity: 8 kg

Colours Available: Rose Sprinkle



**ACTIVE SOAK**



**SOFT SHUT WASH LID**



**5 YEAR WASH MOTOR WARRANTY**

Model Code	WS 800 PD ROSE SPRINKLE
Net Dimensions (H x W x D) mm	900 x 860 x 485
Net Weight (kg)	25
Comprehensive Warranty	2 years



## EDGE NX 1020 CPBR

Capacity: 10.2 Kg

Colours Available: Rose Gold



**TOUGHENED GLASS LIDS**



**QUDRA FORCE PULSATOR**



**5 YEAR WASH MOTOR WARRANTY**

Model Code	WS EDGE NX 1020 CPBR Rs Gd
Net Dimensions (H x W x D) mm	990 x 876 x 496
Net Weight (kg)	26.3
Comprehensive Warranty	2 years

# SEMI AUTOMATIC WASHING MACHINE



## PRO-CLEANING, PRO-CONVENIENCE, PRO-TECHNOLOGY EDGE PRO ES SERIES



### EDGE PRO 800 ES

Capacity: 8 Kg

Colour: Shell Wine



### EDGE PRO 850 ES

Capacity: 8.5 Kg

Colour: Wine Red



### EDGE PRO 900 ES

Capacity: 9 Kg


Colour: Lavender



**ACTIVE SOAK**



**100% RUST-PROOF BODY**



**AQUAJET PULSATOR**



**SPIN SHOWER**



**WASH TRAY**



**WHEELS**



**5 YEAR WASH MOTOR WARRANTY**

Model Code	WS EDGEPRO 800 ES Shell Wine	WS EDGEPRO 850 ES Wine Red	WS EDGEPRO 900 ES Lavender
Net Dimensions (H x W x D) mm	960 x 910 x 540	960 x 910 x 540	960 x 910 x 540
Net Weight (kg)	28.5	28.5	28.5
Comprehensive Warranty	2 years	2 years	2 years

# SEMI AUTOMATIC WASHING MACHINE




## EDGE SERIES DEEP CLEANSING TECHNOLOGY




### WS EDGE 8.0 / 8.5

Capacity: 8 Kg / 8.5 Kg

Colours Available: Lavender, Wine Red



**100% RUST-PROOF BODY**



**TRI ROTO SCRUB PULSATOR**



**TOUGHENED GLASS LIDS**



**ACTIVE SOAK**



**460 WATT WASH MOTOR**



**5 YEAR WASH MOTOR WARRANTY**

Model Code	WS EDGE 8.5 WnRd TB3 M	WS EDGE 8.0 Lv TB3 M
Net Dimensions (H x W x D) mm	1000 x 820 x 485	1000 x 820 x 485
Net Weight (kg)	27.3	27.3
Comprehensive Warranty	2 years	2 years

# SEMI AUTOMATIC WASHING MACHINE



## EDGE SERIES DEEP CLEANSING TECHNOLOGY




### WS EDGE 7.5

Capacity: 7.5 Kg

Colours Available: Wine Red



**100% RUST-PROOF BODY**



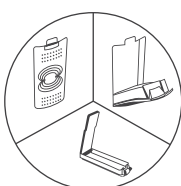
**TRI-ROTO SCRUB PULSATOR**



**TOUGHENED GLASS LIDS**



**ACTIVE SOAK**



**MICRO FILTER**



**WASH MOTOR WARRANTY**

Model Code	WS EDGE 7.5 WnRd TB3 M
Net Dimensions (H x W x D) mm	975 x 820 x 485
Net Weight (kg)	26.6
Comprehensive Warranty	2 years

# SEMI AUTOMATIC WASHING MACHINE




## EDGE SERIES DEEP CLEANSING TECHNOLOGY



### WS EDGE CLASSIC

Capacity: 7.2 kg / 7.5kg

Colour Available: Wine Red, Royal Purple



**100% RUST-PROOF BODY**



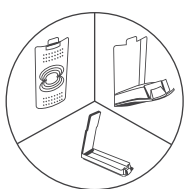
**TRIO-SCRUB PULSATOR**



**SPIN SHOWER**



**ACTIVE SOAK**



**MICRO FILTER**



**5 YEAR WASH MOTOR WARRANTY**

Model Code	WS EDGE CLS 7.2 WNRD PN2 M	WS EDGE CLS 7.5 ROPL PN2 M
Net Dimensions (H x W x D) mm	953 x 806 x 481	978 x 806 x 481
Net Weight (kg)	24.3	24.6
Comprehensive Warranty	2 years	2 years

# SEMI AUTOMATIC WASHING MACHINE



## EDGE SERIES DEEP CLEANSING TECHNOLOGY



### EDGE AXIS

Capacity: 7 Kg

Colours Available: Wine Red, Blue, Grey, Burgundy



**100% RUST-PROOF BODY**



**WASH MOTOR**



**WASH MOTOR WARRANTY**

<b>Model Code</b>	<b>WS AXIS 7.0 WnRd PN2 T / WSAXIS 70 5.0 SN2 T BR / WSAXIS 70 5.0 SN2 T GR / WSAXIS 70 5.0 SN2 T BL</b>
Net Dimensions (H x W x D) mm	940 x 805 x 485
Net Weight (kg)	20.5
Comprehensive Warranty	2 years

# SEMI AUTOMATIC WASHING MACHINE



## EDGE SERIES DEEP CLEANSING TECHNOLOGY



### EDGE AXIS

Capacity: 6.5 Kg

Colours Available: Wine Red



**100% RUST-PROOF BODY**



**HURRICANE DRY SPIN**



**WASH MOTOR**



**ACTIVE SOAK**



**WASH MOTOR WARRANTY**

Model Code	WS AXIS 6.5 WNRD PN2T
Net Dimensions (H x W x D) mm	935 x 755 x 450
Net Weight (kg)	18.75
Comprehensive Warranty	2 years

# HARD TOP CONVERTIBLE FREEZERS



## INTRODUCING EDGE PENTA SERIES



**NEW ARRIVALS**

POWERED BY  
**PENTACOOL**  
5 SIDE COOLING  
TECHNOLOGY

Our Energy Efficient Range of convertible Chest Freezers are the best investments for your business.



**D-COOL TECHNOLOGY**



FREEZER



CONVERT TECHNOLOGY



COOLER



ENERGY EFFICIENT OPERATION



5 YEAR COMPRESSOR WARRANTY



ECO-FRIENDLY REFRIGERANT



UV-PROTECTED BODY



RUST-FREE OPERATION



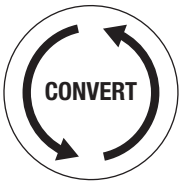
LED CABINET LIGHT

Description	Units	DH EPenta 325E 51COMFDDM	DH EPenta 425E 51COMFDDM	DH EPenta 525E 51COMFDDM
Capacity Range	Ltrs	325	425	525
Refrigerant Type		R-290	R-290	R-290
Side Wall Puff thickness	mm	70	70	70
Bottom wall puff thickness	mm	85	85	85
Temperature Range	°C	≤ -26 to +8	≤ -26 to +8	≤ -26 to +8
No. of baskets		1	2	2
Energy consumption	Kwh/24hrs	1.62	2.31	2.31
Door Type		Double Doors	Double Doors	Double Doors
Convertible		Yes	Yes	Yes
Handle Type		External + Recessed	External + Recessed	External + Recessed
Cabinet Lights		Yes	Yes	Yes
Net Weight	kg	50	56	61
Dimensions (WxDxH)	mm	1156 x 748 x 885	1265 x 732 x 850	1525 x 732 x 850
Compressor Warranty		5 years	5 years	5 years
Comprehensive Warranty		1 year	1 year	1 year

**BACK TO TOP**



# HARD TOP CONVERTIBLE FREEZERS




**CONVERTIBLE TECHNOLOGY**



**RUST-FREE OPERATION**



**COMPRESSOR WARRANTY**



**TROPICALIZED COMPRESSOR**



**BRIGHTEST LED**



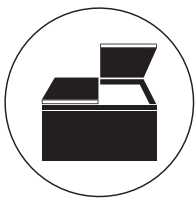

**ANTI-RODENT CABINET**



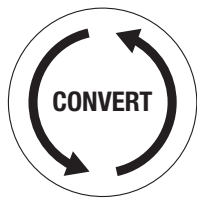
**R290/R600a ECO-FRIENDLY REFRIGERANT**

Description	Units	GCHW110R6SHC	GCHW210R6SHC	GCHW275R6SHC	GCHW325R6SHC	GCHW535R2DHC
Capacity Range	Ltrs	110	210	275	325	53
Refrigerant Type		R600a	R600a	R600a	R600a	R290
PUF Thickness	mm	60	60	60	65	75
Temperature Range	°C	≤ -26 to +8	≤ -26 to +8	≤ -26 to +8	≤ -26 to +8	≤ -26 to +8
No. of Baskets		1	1	1	1	2
Energy consumption	Kwh/24hrs	0.85	1.28	1.49	1.62	2.6
Door Type		Single Door	Single Door	Single Door	Single Door	Double Door
Convertible		Yes	Yes	Yes	Yes	Yes
Handle Type		Recessed	External	External	External	External
Cabinet Lights		Yes	Yes	Yes	No	Yes
Net Weight	kg	24	32	34	44	64
Dimensions (WxDxH)	mm	575 x 575 x 885	940 x 575 x 885	985 x 635 x 895	1156 x 748 x 885	1640 x 720 x 860
Compressor Warranty		5 years	5 years	3 years	3 years	5 years
Comprehensive Warranty		1 year	1 year	1 year	1 year	1 year

## 2 in 1 COMBO + CONVERTIBLE



**DUAL  
COMPARTMENT**



**CONVERTIBLE  
TECHNOLOGY**




**3  
YEAR  
COMPRESSOR  
WARRANTY**



**R290/R600A  
ECO-FRIENDLY  
REFRIGERANT**

Description	Units	GCHF290R2DXC	GCHF340R2DXC	GCHF480R2DXC
Capacity Range	Ltrs	290	340	480
Refrigerant Type		R-290	R-290	R-290
Freezer PUF Thickness	mm	62	70	80
Freezer Temperature Range	°C	≤ -26	≤ -26	≤ -26
Cooler Temperature Range	°C	≤ + 8	≤ -26 to +8	≤ -26 to +8
No. of Baskets		2	2	2
Energy consumption	Kwh/24hrs	1.9	2.6	2.9
Door Type		Double Doors	Double Doors	Double Doors
Convertible		No	Yes	Yes
Handle Type		External	External	External
Net Weight	kg	58	53	72
Dimensions (WxDxH)	mm	1329 x 575 x 832	1336 x 680 x 845	1535 x 807 x 920
Compressor Warranty		3 years	3 years	3 years
Comprehensive Warranty		1 year	1 year	1 year


# GLASS TOP FREEZERS



**HIGH REFLECTIVE GLASS**



**3 YEAR COMPRESSOR WARRANTY**



**TROPICALIZED COMPRESSOR**



**ANTI-RODENT CABINET**



**R290/R600a ECO-FRIENDLY REFRIGERANT**

Description	Units	GCHFC290R2DXC	GCSW310 R2XB	GCSW410 R2XB
Capacity Range	Ltrs	210	310	410
Refrigerant Type		R600a	R290	R290
Freezer PUF Thickness	mm	65	65	75
Freezer Temperature Range	°C	≤-26	≤-26	≤-26
No. of Baskets		1	1	2
Rated Input power	W	105	158	208
Door Type		Sliding Door	Sliding Door	Sliding Door
Net Weight	kg	38	44	61
Dimensions (WxDxH)	mm	865 × 545 × 784	980×605×840	1361 x 675 x 782
Compressor Warranty		3 years	3 years	3 years
Comprehensive Warranty		1 year	1 year	1 year

**QUBE**

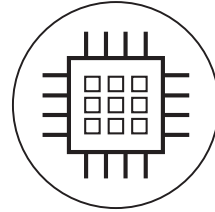


**NEW ARRIVALS**



# QUBE

**COOL COMPACT CONVENIENT  
FOOD AND BEVERAGE COOLER**



ADVANCED SOLID STATE  
ELECTRONIC COOLING  
TECHNOLOGY

**MODEL CODE : TEC QUBE 30L HS Q103 Black**

**CAPACITY : 30 LITRES**

**USE IT ANYWHERE**



**BEDROOM**



**LIVING ROOM**




**KITCHEN**



**PUJA ROOM**



**NO COMPRESSOR  
HENCE MORE USAGE SPACE**



**NO ICE MAKING  
NO DEFROSTING HASSLE**



**NO REFRIGERANT  
100% ENVIRONMENT  
FRIENDLY**



**SILENT  
OPERATION**



**5  
cm THICK PUF  
INSULATION**



**DUAL LED  
LIGHTS**

Godrej QUBE	
Capacity	30L
Dimensions (HxWxD)	46 x 44 x 49cm
Net Weight	11 kg
AC Power Input	230v AC 50 Hz
AC Current	0.3A
Cooling Capacity (at 32°C ambient)	Maintains between 8°C to 10°C
Power Consumption	65W
Comprehensive Warranty	1 Year

Godrej QUBE is not a refrigerator and does not make ice. It is a food & beverage cooling solution for indoor usage.

**BACK  
TO TOP**

# INTRODUCING EDGE COOLBLAST INDIA'S FIRST AIR COOLER WITH **AC WALA INVERTER TECHNOLOGY** AB CHILL BHI ZYADA BILL BHI ADHAA



**NEW  
ARRIVALS**




**AC WALA INVERTER  
TECHNOLOGY**

**UP TO  
50%**

**POWER  
SAVING\***



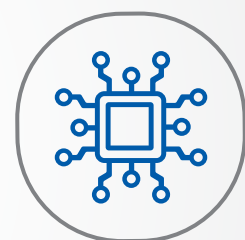
## INVERTER TECHNOLOGY - BLDC FAN MOTOR



COPPER-WIRED



FRICTION-LESS  
PERFORMANCE



MICROPROCESSOR-  
ENABLED

\*Power saving up to 50% has been calculated basis internal energy consumption data versus publicly available energy consumption data of select brands as on 18th January 2020

# INVERTER SERIES



## AC WALA INVERTER TECHNOLOGY

CL EDGE CB D 100 D RITK5  
MODEL CODE: CL EDGE CB D 80 D RITK4  
CL EDGE CB D 80 R RIT4

CAPACITY : 60 LITRES | 80 LITRES




AUTOCOOL  
TECHONOLOGY



QUICK CHILL  
TECHNOLOGY



ICE DRIP  
TECHNOLOGY



TURBO MODE



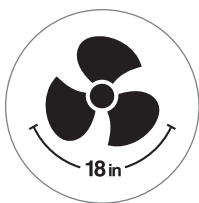
SLEEP MODE  
(TIMER)



MEMORY  
BACKUP



THICK  
HONEYCOMB



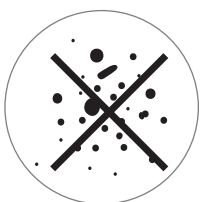
18" AERODYNAMIC  
FAN BLADES




REMOTE  
CONTROL



ANTI-BACTERIAL  
TANK



IONISER



HUMIDITY  
CONTROL



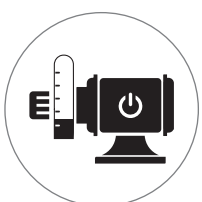
UV-PROTECTED  
BODY




LOW WATER  
ALARM




THERMAL OVERLOAD  
PROTECTION



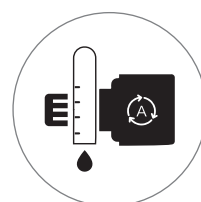
DRY RUN  
PROTECTION



WIDE OPERATING  
VOLTAGE RANGE



COLLAPSIBLE  
LOUVRES



AUTO DRAIN



AUTO-FILL



TEMPERATURE  
DISPLAY



SILENT  
OPERATION



2  
YEAR  
BLDC FAN MOTOR  
WARRANTY

\*Features may vary from model to model.

# INVERTER SERIES



**WINE RED**



**DARK GREY**

Feature	Units	CL EDGE CB D 100 D RITK5	CL EDGE CB D 80 D RITK4	CL EDGE CB D 80 R RIT4
Water Tank Capacity	Ltrs	80	60	60
Cooling Media - Honeycomb	mm	50	35	50
Air Delivery	CMH	4100	4100	4100
Cooling Capacity - Cools room sizes up to	m <sup>2</sup>	50	50	50
Motor Rated Input Power	Watts	105	105	105
Control Panel		7 Function	7 Function	5 Function
Fan Size	Inches	18	18	18
Dual Tone (Cladding)		Yes	Yes	No
Net Product Dimensions (DxWxH)	mm	677 x 562 x 1215	677 x 562 x 1145	677 x 562 x 1145
Net Weight	kg	20	19.5	19
BLDC Fan Motor Warranty		2 Years	2 Years	2 Years
Comprehensive Warranty		1 Year	1 Year	1 Year



**CL EDGE CB D 100 D RFTJ5 | CL EDGE CB D 80 D RFTJ4**  
**MODEL CODE: CL EDGE CB D 100 D QFT5 | CL EDGE CB D 80 QFT4**  
**CL EDGE CB D 80 R QFT4**

**CAPACITY : 60 LITRES | 80 LITRES**




**QUICK CHILL TECHNOLOGY**



**AUTO SOAK TECHNOLOGY**



**ICE DRIP TECHNOLOGY**



**TURBO MODE**



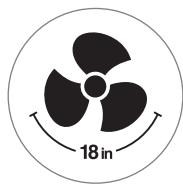
**SLEEP MODE (TIMER)**



**MEMORY BACKUP**



**THICK HONEYCOMB**



**18" AERODYNAMIC FAN BLADES**



**REMOTE CONTROL**



**ANTI-BACTERIAL TANK**



**IONISER**



**HUMIDITY CONTROL**



**UV-PROTECTED BODY**




**LOW WATER ALARM**




**THERMAL OVERLOAD PROTECTION**



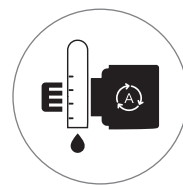
**DRY RUN PROTECTION**



**WIDE OPERATING VOLTAGE RANGE**



**COLLAPSIBLE LOUVRES**



**AUTO DRAIN**



**AUTO-FILL**



**TEMPERATURE DISPLAY**



**SILENT OPERATION**

\*Features may vary from model to model.

**BACK TO TOP**



# ELECTRONIC SERIES



**PURPLE**

Also Available in



**DARK GREY**



**BLUE**

Also Available in



**LIGHT GREY**

Feature	Units	CL EDGE CB D 100 D RFTJ5	CL EDGE CB D 80 D RFTJ4	CL EDGE CB D 100 D QFT5	CL EDGE CB D 80 D QFT4	CL EDGE CB D 80 R QFT4
Water Tank Capacity	Ltrs	80	60	80	60	60
Cooling Media - Honeycomb	mm	50	35	50	35	35
Air Delivery	CMH	4100	4100	4100	4100	4100
Cooling Capacity - Cools room sizes up to	m <sup>2</sup>	50	50	50	50	50
Motor Rated Input Power	Watts	150	150	150	150	150
Control Panel		7 Function	7 Function	5 Function	5 Function	5 Function
Fan Size	Inches	18	18	18	18	18
Dual Tone (Cladding)		Yes	Yes	Yes	Yes	No
Net Product Dimensions (DxWxH)	mm	677 x 562 x 1215	677 x 562 x 1145	677 x 562 x 1215	677 x 562 x 1145	677 x 562 x 1145
Net Weight	kg	20	19.5	20	19.5	19
Comprehensive Warranty		1 Year	1 Year	1 Year	1 Year	1 Year



**MODEL CODE:** CL EDGE CB D 100 D BFT5 | CL EDGE CB D 80 D BFT4  
CL EDGE CB D 100 R BFN5 | CL EDGE CB D 80 R BFN4

**CAPACITY :** 60 LITRES | 80 LITRES



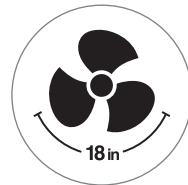
**ICE DRIP TECHNOLOGY**



**TURBO MODE**




**THICK HONEYCOMB**



**18" AERODYNAMIC FAN BLADES**



**ANTI-BACTERIAL TANK**




**HUMIDITY CONTROL**



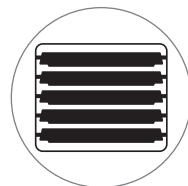
**UV-PROTECTED BODY**



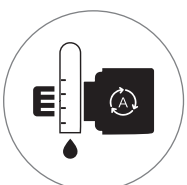
**THERMAL OVERLOAD PROTECTION**



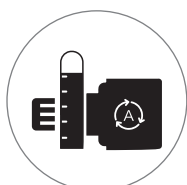
**WIDE OPERATING VOLTAGE RANGE**



**COLLAPSIBLE LOUVRES**



**AUTO DRAIN**



**AUTO-FILL**



**SILENT OPERATION**

# MECHANICAL SERIES



**BLUE**

Also Available in



**WINE RED**



**LIGHT GREY**

Also Available in



**PURPLE**

Feature	Units	CL EDGE CB D 100 D BFT5	CL EDGE CB D 80 D BFT4	CL EDGE CB D 100 R BFN5	CL EDGE CB D 80 R BFN4
Water Tank Capacity	Ltrs	80	60	60	60
Cooling Media - Honeycomb	mm	50	35	50	35
Air Delivery	CMH	4100	4100	3900	3900
Cooling Capacity - Cools room sizes up to	m <sup>2</sup>	50	50	47	47
Motor Rated Input Power	Watts	150	150	150	150
Control Panel		3 Knob	3 Knob	3 Knob	3 Knob
Fan Size	Inches	18	18	18	18
Dual Tone (Cladding)		Yes	Yes	No	No
Net Product Dimensions (DxWxH)	mm	677 x 562 x 1215	677 x 562 x 1145	677 x 562 x 1215	677 x 562 x 1145
Net Weight	kg	20	19.5	19.5	19
Comprehensive Warranty		1 Year	1 Year	1 Year	1 Year